

Alexandria-Pineville Metropolitan Planning Organization

**FY 2023 - 2026
TRANSPORTATION IMPROVEMENT
PROGRAM**

December 2025

The preparation of this document has been financed in part through grant(s) from the Federal Highway Administration and Federal Transit Administration, U.S. Department of Transportation, under the State Planning and Research Program, Section 505 [or Metropolitan Planning Program], Section 104(f) of Title 23, U.S. Code. The contents of this report do not necessarily reflect the official views or policy of the U.S. Department of Transportation.



Alexandria-Pineville Metropolitan Planning Organization

TRANSPORTATION IMPROVEMENT PROGRAM FY 2023 - 2026

Prepared by:



**Serving as the
Alexandria/Pineville
Metropolitan Planning Organization**

803 Johnston Street
Alexandria, LA 71301
Phone: (318) 487-5401
Fax: (318) 487-5406
www.rapc.info

In cooperation with:

Louisiana Department of Transportation and Development
Federal Highway Administration
Federal Transit Administration

Funded by:

Federal Highway Administration
Federal Transit Administration
Louisiana Department of Transportation and Development

The Rapides Area Planning Commission does not discriminate on the basis of race, color, national origin, income, gender, age, and disability in access to, or operation of its programs, services, activities, or in its hiring or employment practices. ADA and Title VI inquiries should be forwarded to 803 Johnston Street, Alexandria, Louisiana, 71301 (318) 487-5401.

Table of Contents

Section I	
INTRODUCTION	2
GLOSSARY OF TERMS	3
FUNDING TYPES	4
RECORD OF ADOPTION	5
RESOLUTION	11
Section II	
PROJECTS LET TO CONSTRUCTION	13
TIP FY 2023-2026 FINANCIALLY CONSTRAINED PORTION (STP50-200K)	18
TIP FY 2023-2026 PROJECT LIST (OTHER FUNDING SOURCES)	19
HIGHWAY ELEMENT	20
ALEXANDRIA TRANSIT SYSTEM (ATRANS)	41
MPO CERTIFICATION OF PROJECT INCLUSION	42
TRANSIT ELEMENT	43
FTA 5310, 5311 PROJECT LISTINGS FOR FY19, FY20, FY21, FY22	44
COMPOSITE MAPS	46
Section III	
FINANCIAL PLAN	49
FTA FEDERAL FY 2018-2019 MPO APPORTIONMENT	51
TRANSPORTATION PERFORMANCE MEASURES	52
PERFORMANCE BASED PLANNING & TIP Projects	56
TIP PROJECT SELECTION CRITERIA	58
Section IV	
TITLE VI NOTICE	61
COMMITTEE MEMBERS	62
COMMITTEE MEMBERS ADDRESS	63
PUBLIC NOTICE OF POLICY COMMITTEE MEETINGS	64
LADOTD PROJECT DEVELOPMENT PROCESS	65
What is an MPO and what is its role in the planning process?	66
What is transportation planning and why does it exist?	66
What is the importance of transportation planning in our metropolitan area?	66
PUBLIC REVIEW & ADOPTION	68
JOINT CERTIFICATION	118
Appendix A USDOT-FHWA Competitive Grant Projects Listing	119

SECTION I

Introduction

The Alexandria / Pineville Metropolitan Area is located within Central Louisiana. The majority of it is wholly within Rapides Parish, and it incorporates a small portion of southern Grant Parish adjacent to the northern portion of Rapides Parish after the 2010 census was released. The 2020 population for the metropolitan area is 107,278 with approximately 370 miles of streets, roads and highways that qualify for federal funding.

The Metropolitan Planning Organization (MPO) is responsible for fulfilling the federal and state transportation planning requirements specific to metropolitan and urbanized areas. These requirements have most recently been disseminated under the “Moving Ahead for Progress in the 21st Century Act” (MAP-21) and Fixing America's Surface Transportation Act (FAST Act).

The Rapides Area Planning Commission (RAPC) is the official designated MPO for Rapides Parish and is charged with all transportation planning activities (as mandated by MAP-21/FAST Act) along with developing a Financially Constrained Long Range Transportation Plan and the development of the Transportation Improvement Program (TIP), which is adopted and updated by official resolution no less than once every two years.

Transportation Improvement Program (TIP)

The TIP is a financially constrained four-year program outlining the most immediate implementation priorities for area transportation projects, carrying out the goals and vision of AP-MPO's long range transportation plan, the Metropolitan Transportation Plan (MTP). It serves to allocate limited financial resources among the various transportation needs of the community and to program the expenditure of federal, state, and local transportation funds. To receive federal highway or transit funds, a project must be included in the TIP.

The TIP is developed through a collaborative process in which each jurisdiction or federal recipient of transportation funds is given the opportunity to submit projects to be considered for placement in the TIP. No project can receive federal funds unless it appears in the TIP.

The projects listed on the TIP were developed directly from the Financially Constrained Long Range Transportation Plan and the preparation of this document and the subsequent development of the projects contained herein, is an attempt, in part, to accommodate present and future transportation needs within the Alexandria/ Pineville Metropolitan Area based on realistic funding levels.

Public Involvement & Document Distribution

The MPO aims to proactively engage the public in the transportation planning process and embraces federal requirements that MPOs provide the public with complete information, timely public notice, full public access to key decisions, and early and continuing involvement in developing the LRTP, TIP, and other products. Public involvement strategies include presenting information and educating the public, continually soliciting public input, helping information flow between the public and decision makers, and considering and responding to public concerns.

The Rapides Area Planning Commission had available for public review and comment twenty copies of the proposed FY 2023-2026 draft TIP at the following locations for a period of 14 days: Rapides Area Planning Commission, 803 Johnston St., Alexandria, La; City of Alexandria Engineering Department, 625 Murray St., Alexandria, La; Pineville City Hall, 910 Main St, Pineville, La; and six urban branches of the Rapides Parish Library.

Glossary Of Terms

Abbreviation	Translation
ADA	Americans with Disabilities Act
ATRANS	Alexandria Transit System
BGRU	Bridge-rail and Guardrail
BRPT	Bridge Painting Program
CBD	Central Business District
DEMO	Federal Demonstration Projects
ENH	Enhancement Projects
FAST Act	Fixing America's Surface Transportation Act
FBR	Federal Bridge Replacement
FCLRTP	Financially Constrained Long Range Transportation Plan
FHWA	Federal Highway Administration
FTA	Federal Transit Administration
HAZ	Hazard Elimination
I	Interstate
IPM	Interstate Preventive Maintenance
INSP	Federal Bridge Inspection Program
LADOTD	Louisiana Department of Transportation and Development
MAIN	Maintenance Projects
MAP-21	Moving Ahead for Progress in the 21st Century Act
MPO	Metropolitan Planning Organization
NHS	National Highway System
OFF	Off-system Bridge Replacement
OVER	Overlay Projects
RAPC	Rapides Area Planning Commission
RR	Railroad Crossing Improvements
STIP	State Transportation Improvement Program
STP	Surface Transportation Program
TAC	Technical Advisory Committee
SAFETEA-LU	Safe, Accountable, Flexible, Efficient Transportation Equity Act – A Legacy for Users
TIP	Transportation Improvement Program
TPC	Transportation Policy Committee

Funding Types

FEDERAL		
NHPP	NATIONAL HIGHWAY PERFORMANCE PROGRAM	SEC. 1105
NSFHP	NATIONALLY SIGNIFICANT FREIGHT & HIGHWAY PROJECTS	SEC. 1106
RHGC	RAILWAY-HIGHWAY GRADE CROSSINGS	SEC. 1108
STBG	SURFACE TRANSPORTATION BLOCK GRANT PROGRAM <ul style="list-style-type: none"> • STP>200K (URBAN AREAS – NEW ORLEANS, BATON ROUGE, SHREVEPORT, LAYAFETTE) • STP50-200K (URBAN AREAS – ALEXANDRIA, HOUMA, LAKE CHARLES, MONROE, SLIDELL, MANDEVILLE-COVINGTON) • STPFLEX (FLEXIBLE) • STP<5K (RURAL AREAS) • FBROFF (OFF SYSTEM BRIDGE MAP 21) • TAP (TRANSPORTATION ALTERNATIVES PROGRAM) TAP>200K, TAP<200K, TAPFLEX, TAP<5K 	SEC. 1109
	BUNDLING OF BRIDGE PROJECTS	SEC. 1111
CMAQ	CONGESTION MITIGATION & AIR QUALITY	SEC. 1114
NHFP	NATIONAL HIGHWAY FREIGHT PROGRAM	SEC. 1116
HSIP, SR2PS, HRRR, SATRANS	HIGHWAY SAFETY IMPROVEMENT PROGRAM, SAFE ROUTES TO PUBLIC SPACES, HIGH RISK RURAL ROADS, SAFETY TRANSFER	
RAIL HE. RAIL PD	ELIMINATIONS OF HAZARDS AT RAILWAY-HIGHWAY CROSSINGS	
DEMO	FEDERAL DEMONSTRATION AND HIGH PRIORITY PROJECTS – DEFINED BY U.S.CONGRESS	
ER	FEDERAL EMERGENCY RELIEF PROGRAM FUNDING	
FEMA	FEDERAL EMERGENCY MANAGEMENT AGENCY FUNDS	
STATE / LOCAL		
NFA	STATE TRANSPORTATION FUNDS FOR NON-FEDERAL AID ROUTES	
NFABOND	STATE BONDS FOR NON-FEDERAL AID ROUTES	
STCASH	STATE TRANSPORTATION TRUST FUNDS FOR STATE FUNDED CONSTRUCTION	
TIME	TRANSPORTATION INFRASTRUCTURE MODEL FOR ECONOMIC DEVELOPMENT	
STBONDS	GENERAL OBLIGATION BONDS	
STGEN	STATE GENERAL FUNDS CASH	
TOLLS		
LOCAL	FUNDS PROVIDED BY LOCAL GOVERNMENT	
OTHER	OTHER SOURCE NOT LISTED	
NFI	NO FUNDING IDENTIFIED	

Transportation Improvement Program Record of Adoption

Table 1: Record of Changes

No.	Resolution Number	Approval Date	Description Change
1	RAPC 230607-02	03/17/23	<p>Amendment No. 1:</p> <ul style="list-style-type: none"> Remove H.XXXXXX BICYCLE & PEDESTRIAN PROGRAM PHASES II, III, IV, V from TIP. BPP Phase II was removed at City's request; CLECO moved local match for BPP Phases II, III, IV, V to another preferred project. Add H.XXXXXX BUHLOW-CENTRAL GREENWAY PLNG phase at \$80,000 and ENGR phase at \$220,000 STP50-200K at 20/80 in FFY2023-24. Add H.XXXXXX BUHLOW-CENTRAL GREENWAY CONS phase at \$1.1M at 20/80 in FFY2025-26. <p>Administrative Modification:</p> <ul style="list-style-type: none"> Update H.015476 FOISY STREET: MONROE ST TO DESOTO RECONSTRUCTION, added project number to CONS phase for FFY2023-24. Update H.015312 JONES STREET PAVEMENT REHABILITATION, added project number to CONS phase for FFY2023-24. Moved H.XXXXXX MASONIC DRIVE SAFETY IMPROVEMENTS CONS phase from FFY2022-23 to FFY2023-24. Moved H.XXXXXX VANDENBURG DRIVE: LA 496 TO ENGLAND DRIVE ROUNDABOUT CONS phase from FFY2022-23 to FFY2023-24. Updated H.011194 PINEVILLE ELEMENTARY SIDEWALKS ENGR phase at \$88,058 of HSIPPEN and CONS phase at \$262,000 of HSIP-VRU and \$458,000 HSIPPEN for FFY2022-2023. Updated H.015124 PARDUE RD, US 165 XINGS CONS phase at \$125,000 of RAIL HE for FFY2022-2023. Updated LA 623: US 165 TO CAMP LIVINGSTON RD CONS phase at \$312,000 of STPFLEX for FFY2022-2023. Updated H.011960 DISTRICT 08 CONTROLLER UPGRADES CONS phase at \$449,570 of STPFLEX for FFY2024-2025. Updated H.009122 LA 1204: BAYOU FLAGON & KITCHEN CREEK NEW BRIDGES ENVI phase at \$60,000, R/W phase at \$60,000, UTL at \$40,000, ENG at \$25,000 and CONS phase at \$3,000,000 of STPFLEX for FFY2023-2024. Updated H.011504 ALEXANDRIA ITS PHASE II: INSTALLING BRIDGE ADVISORIES, CCTVs, DMSS FESBLT at \$71,000, ENGR phase at \$317,000, and CONS phase at \$1,800,000 of NHPP for FFY2023-2024. Updated H.012046 CHATLIN LAKE & HORSESHOE CANAL BRIDGE CONS phase at \$5,183,000 of STPFLEX for FFY2023-2024. Updated H.015272 US 165: INTERSECTION IMPROVEMENTS CONS phase at \$700,000 of NHPP for FFY2023-2024. Updated H.007538 LA 498: ENGLAND AIR PARK TO LA 1 GATEWAY CONS phase at \$1,113,000 of NHPP and \$928,000 of TAP50-200K for FFY2023-2024. Updated H.015479 GENE BALL RD: UP XING CONS phase at \$300,000 of RAIL PD for FFY2024-2025. Updated H.014984 LIBUSE CUTOFF RD OVER FLAGON BAYOU BRIDGE REPLACEMENT ENGR phase at \$92,000 of FBROFF and CONS phase at \$618,000 of FBROFF for FFY2025-2026 Updated TPC Meeting & Membership Lists
2		05/31/23	TAC reviewed and approved above-mentioned Amendment No. 1 FFY2023-2026 Transportation Improvement Program.
3		06/07/23	TPC reviewed and adopted the draft FFY2023-2026 TIP, pending public comments.
4		06/09/23 - 06/26/23	Public comment period, document available for public review and comment online at www.rapc/info/transportation and at P3 locations.
5		06/28/23	FFY2023-2026 TIP Amendment No. 1 officially adopted and Resolution signed.

Transportation Improvement Program Record of Adoption

No.	Resolution Number	Approval Date	Description Change
8	RAPC 230906-02		<p>Amendment No. 2:</p> <ul style="list-style-type: none"> • Add H.XXXXXX LA 28E Safety Improvements Construction Phase at \$440,000 in STP50-200K at 80/20 in FY24-25 sponsored by City of Pineville • Add H.XXXXXX US 165-X at LA 3144 Roundabout Construction Phase at \$2,200,000 in STP50-200K at 80/20 in FY25-26 sponsored by DOTD • Remove 11.42.20 Acquire Misc. Shop Equipment from TIP FY24-25 and FY25-26 • Remove 44.25.00 Automatic Passenger Counters from TIP FY 22-23, FY 23-24, and FY 24-25 • Add 11.12.15 Replace (two) Minivans at \$150,000 in FTA 5307 Capital at 80/20 in FY24-25 • Add 11.12.20 Replace (one) 30-35' Bus at \$450,000 in FTA 5307 Capital at 80/20 in FY25-26 • Add 11.30.01 1% Bus Security Improvements at \$15,000 in FTA 5307 Capital at 80/20 in FY22-23, FY23-24, FY24-25, & FY25-26 <p>Administrative Modification:</p> <ul style="list-style-type: none"> • Update 30.09.00 Operating Assistance amount from \$2,000,000 to \$1,500,000 in FTA 5307 Operating at 50/50 in FY24-25 and FY25-26 • Update 11.42.06 Acquire Shop Equipment amount from \$225,000 to \$385,000 in FTA 5307 Operating at 80/20 in FY22-23 • Move 11.12.20 Replace (one) 30-35' Bus from FY23-24 to FY24-25 • Move 11.42.11 Acquire Support Vehicles from FY23-24 to FY24-25
9		08/09/23	TAC reviewed and approved above-mentioned Amendment No. 2 FFY2023-2026 Transportation Improvement Program.
10		09/06/23	TPC reviewed and adopted the draft FFY2023-2026 TIP, pending public comments.
11		09/08/23 - 09/26/23	Public comment period, document available for public review and comment online at www.rapc.info/transportation , hard copies available on request.
12		09/28/23	FFY2023-2026 TIP Amendment No. 2 officially adopted and Resolution signed.
13		11/06/23	<p>Administrative Modification:</p> <ul style="list-style-type: none"> • Update H.014647 ELLIOTT ST. REHAB: MACARTHUR DR TO I-49 Construction phase from \$1.78M in STP50-200k at 80/20 in FFY 2023 to \$3.0M in STP50-200k at 80/20 in FFY 2024
14	RAPC 240208-01	01/31/24	<p>Amendment No. 3:</p> <ul style="list-style-type: none"> • Add H.011942 US 165: Roundabout at Pinecrest Construction phase at \$2,415,000 in STP50-200K at 80/20 in FFY 2025. • Add H.XXXXXX Carbon Reduction Program Outreach and Strategy planning phase at \$200,000 in STP50-200K at 80/20 at FFY2024. <p>Administrative Modification:</p> <ul style="list-style-type: none"> • Move H.015476 FOISY ST: MONROE ST TO DESOTO RECONSTRUCTION project construction phase from FY23-24 to FY24-25. • Move H.XXXXXX MASONIC DRIVE SAFETY IMPROVEMENTS project construction phase from FY23-24 to FY24-25. • Move H.XXXXXX VANDENBURG DRIVE project construction phase from FY23-24 to FY24-25. • Move H.XXXXXX TOWN OF BALL INTERSECTION IMPROVEMENTS project construction phase from FY24-25 to FY25-26. • Add project number for H.015633 COA ASPHALTIC REHAB PHASE III • Move H.XXXXXX BUHLOW CENTRAL GREENWAY project construction phase from FY25-26 outside financially constrained TIP to FY26-27. • Move H.XXXXXX US 165-X at LA 3144 Roundabout project construction phase from FY25-26 outside financially constrained TIP to FY26-27. • Update NON STP50-200K Project Schedule • Update TPC Meeting List • Update 2022 Highway Safety Performance Targets with 2024 targets adopted by TPC

Transportation Improvement Program Record of Adoption

No.	Resolution Number	Approval Date	Description Change
15		02/07/24	TAC reviewed and approved above-mentioned Administrative Modifications to the FFY2023-2026 Transportation Improvement Program. H.011942 and the CRP Outreach Strategy Plan were added by TPC, based on TAC input.
16		02/08/24	TPC reviewed and adopted the FFY2023-2026 TIP Amendment No. 3 pending public comments.
17		02/16/24 - 03/21/24	Public comment period, document available for public review and comment online at www.rapc.info/transportation , hard copies available on request.
18		03/04/24	FFY2023-2026 TIP Amendment No. 3 officially adopted and Resolution signed.
19		04/11/2024	<p>Administrative Modification:</p> <ul style="list-style-type: none"> • Update H.015633 COA STREET IMPROVEMENTS - PHASE III Construction phase from \$3.2M in STP50-200k at 80/20 in FFY 2026 to \$2.8M in STP50-200k at 80/20 in FFY 2026 • Update H.015312 JONES STREET PAVEMENT REHABILITATION Construction phase from \$830,570 in STP50-200k at 80/20 in FFY 2024 to \$831,000 in STP50-200k at 80/20 in FFY 2024

Transportation Improvement Program Record of Adoption

No.	Resolution Number	Approval Date	Description Change
20	<p style="text-align: center;">RAPC 240605-02</p>		<p>Amendment No. 4:</p> <ul style="list-style-type: none"> • Modify H.XXXXXX Vandenburg Drive - Construction Phase from \$605,000 to \$1,134,994 in FFY 2024-2025 and move to FFY 2025-2026. • Add H.XXXXXX Metropolitan Transportation Plan Update 2050 - Planning Phase at \$540,000 in STP50-200K 50/50 and SPR 50/50 to FFY 2024 - 2025. • Modify H.XXXXXX Jackson Street - Construction Phase from \$1,815,000 to \$3,300,000 in FFY 2024 - 2025 to FFY 2025 - 2026.] • Move H.XXXXXX Buhlow Central Greenway Planning - Construction Phase from FY23-24 outside financially constrained TIP to FY27-28. • Move H.XXXXXX LA 28E Safety Improvements - Construction Phase from FY24-25 outside financially constrained TIP to FY30-31. • Modify H.011942 US 165: Roundabout at Pinecrest - Construction Phase from \$2,415,000 to \$3,719,000 in FY25-26. • Modify H.XXXXXX Town of Ball Intersection Improvements - Construction Phase from \$220,000 to \$1,300,000 at 80/20 and move outside financially constrained TIP to FY29-30. • Modify H.011942 US 165: Roundabout at Pinecrest - preventative maintenance from \$100,000 in FTA 5307 Capital at 80/20 to \$50,000 at 50/50 in FY23-24, FY24-25, & FY25-26. • Modify 11.30.01 1% Security Capital Bus - Section from 5307 Capital to 5307 Operating for FY22-23, FY23-24, FY24-25, FY25-26; Modify 1% security capital bus amount from \$15,000 in FTA 5307 at 80/20 to \$30,000 in FTA 5307 at 50/50 in FY22-23, FY23-24, and FY25-26; Modify from \$15,000 in FTA 5307 at 80/20 to \$15,000 in FTA 5307 at 50/50 in FY24-25. • Remove 11.20.20 Replace One 30-35' Bus from TIP FY23-24, FY24-25, & FY25-26. • Add 11.20.20 Replace Three 30-35' Buses - Replace Three (3x) 30-35' Buses for \$1,150,00 in FTA 5339 Competitive Grant Funds at 85/15 in FY24-25. • Modify 30.09.00 Operating Assistance - Operating Assistance from \$1,500,000 in FY22-23, FY23-24, FY24-25, and FY25-26 to \$2,970,000 in FY22-23; to \$2,613,200 in FY23-24; to \$2,737,162 in FY24-25; and to \$2,920,000 in FTA 5307 at 50/50. <p>Administrative Modification:</p> <ul style="list-style-type: none"> • Modify L.000062 Motorist Assistance Patrol (MAP) - Implementation Phase amount from \$673,217 to \$807,860 in STP50-200K at 80/20 in FY23-24, FY24-25, FY25-26. • Move H.015633 City of Alexandria Street Improvements - Phase III (Overlay) - Construction Phase from FY25-26 to FY24-25. • Add H.XXXXXX Camp Livingston Road Improvements - Construction Phase at \$1,300,000 in STP50-200K at 80/20 in FY2027-2028. • Move H.015476 City of Alexandria Foisy Street: Monroe to Desoto - Construction Phase from FFY2024-2025 to FFY2025 to 2026. • Modify H.XXXXXX City of Alexandria Masonic Drive Safety Improvements - Construction Phase from \$280,000 to \$600,000 in STP50-200K at 80/20. • Move H.008271 City of Alexandria Sugarhouse Road Extension - Construction phase from FFY2026-2027 to FFY2027-2028. • Modify H.XXXXXX Carbon Reduction Strategy & Outreach Plan - Planning phase from \$200,000 to \$250,000 at 80/20 STP50-200K in FFY2024 - 2025. • Modify 11.42.11 Acquire Support Vehicles - Acquisition of support vehicles from \$107,552 in FTA 5307 Capital at 80/20 to \$107,552 at 85/15 in FY24-25 • Modify 11.12.15 Replace Two Minivans - Replace two minivans from \$150,000 in FTA 5307 Capital at 80/20 to \$170,000 at 85/15 in FY24-25. • Updated MPO 2023 - 2026 Transportation System PM 2 and PM3 Performance Targets Table. • Update Transportation Policy Committee Membership Listing and Addresses. • Update TIP Programmed Project Performance Measures Table. • Update FTA 5303 MPO Allocations Table from FY2023-2024 to FY2024-2025.

Transportation Improvement Program Record of Adoption

No.	Resolution Number	Approval Date	Description Change
21		05/15/24 - 05/29/24	Public comment period, document available for public review and comment online at www.rapc.info/transportation , hard copies available on request. No public comments were received.
22		05/28/24	TAC reviewed and approved above-mentioned Administrative Modifications to the FFY2023-2026 Transportation Improvement Program.
23		06/05/24	TPC reviewed and adopted the FFY2023-2026 TIP Amendment No. 4.
24		06/07/24	FFY2023-2026 TIP Amendment No. 4 officially adopted and Resolution signed.
25		10/01/24	<p>Administrative Modification:</p> <ul style="list-style-type: none"> • Move H.015312 Jones Street Pavement Rehabilitation Construction phase fro FFY 2025 in anticipation of new letting date. • Update Transportation Policy Committee Membership Listing and Addresses. • Update TIP Programmed Project Performance Measures Table. • Modify Implementation Phase for L.000062 from \$807,000 in FFY 2024, 2025, and 2026 to \$555,431 in FFY 2025, \$605,924 in FFY 2026. • Updated Non-STP50-200K Project Schedule and Highway Element Tables
26	RAPC 241204-01	10/31/24	<p>Amendment No. 5:</p> <ul style="list-style-type: none"> • Update H.XXXXXX Jackson Street project title to H.016197 1208-3: Jackson Street Rehabilitation; move outside to FFY 2027. • Update H.XXXXXX Vandenburg Drive Road Improvements project title to H.016202 England Airpark Roadway Improvements in FFY 2026; Modify Construction Phase from \$1,134,994 to \$1,248,501 of STP50-200K at 80/20 in FFY 2026. • Update H.XXXXXX Masonic Drive Safety Improvements project title to H.016252 Masonic Drive: Texas Ave-Lee St of STP50-200K at 80/20 in FFY 2025. • Modify H.015633 COA Asphaltic Rehab- Phase III Construction Phase from \$3,575,000 to \$3,080,000 of STP50-200K at 80/20 in FFY 2026. • Add H.XXXXXX MPA Aerial Photography for \$70,000 of STP50-200K Funding at 80/20 to FFY2025. • Modify H.XXXXXX Metropolitan Transportation Plan Update project amount from \$540,000 of STP50-200K funding at 80/20 to \$600,000 of STP50-200K funding at 80/20 in FFY2025. • Update H.XXXXXX CRP Outreach & Strategy Plan project title to H.016272 RAPC CRP Planning Study; move from FFY2024 to FFY2025. • Add Consolidated Transit Vehicle Inspection & Training Center for \$480,000 of FTA ICAM 2024 Competitive Grant Fund Award at 80/20 to FFY2025. <p>Administrative Modification:</p> <ul style="list-style-type: none"> • Update Transportation Policy Committee Membership Listing and Addresses. • Update TIP Programmed Project Performance Measures Table. • Update Non-STP50-200K Project Schedule and Highway Element Tables • Update Record of Changes
27		11/06/24	TAC reviewed and approved above-mentioned Administrative Modifications to the FFY2023-2026 Transportation Improvement Program.
28		11/12/24 - 12/02/24	Public comment period, document available for public review and comment online at www.rapc.info/transportation , hard copies available on request. No public comments were received.
29		12/04/23	TPC reviewed and adopted the FFY2023-2026 TIP Amendment No. 5.
30		12/17/24	FFY2023-2026 TIP Amendment No. 5 officially adopted and Resolution signed.
31		12/23/24	<p>Administrative Modification:</p> <ul style="list-style-type: none"> • Update H.016252 Masonic Drive: Texas Ave-Lee St of STP50-200K at 80/20 in FFY 2025 from 'Feasibility' to Construction Phase in highway element • Correct H.016272 RAPC CRP Planning Study budget amount from \$200,000 to \$250,000 in STP50-200K at 80/20 in FFY2025.

Transportation Improvement Program Record of Adoption

No.	Resolution Number	Approval Date	Description Change
32		03/17/25	<p>Administrative Modification:</p> <ul style="list-style-type: none"> • Move H.015633 COA Asphaltic Rehab - Phase III Overlay project from FFY2025 to FFY2026. • Move H.015476 Foisy Street: Monroe to Desoto project from FFY2026 to FFY2025. • Add updated STP50-200K and Non-STP project maps. • Update TIP Programmed Project Performance Measures Table • Update STP50-200K Project Schedule and Highway Element Tables • Update Record of Changes
33	RAPC 250611-02	04/30/25	<p>Amendment No. 6:</p> <ul style="list-style-type: none"> • Remove H.011960 DISTRICT 08 CONTROLLER UPDATES project construction phase from non-STP50-200K TIP FFY2026; project being cancelled. • Move H.015476 COA FOISY STREET RECONSTRUCTION: MONROE TO DESOTO construction phase from FFY2025 outside FFY23-26 TIP to FFY2027 due to changes in anticipated project authorization and letting date. • Change H.XXXXXX Metropolitan Transportation Plan Update project title to H.972574 Metropolitan Transportation Plan Update in FFY 2025. <p>Administrative Modification:</p> <ul style="list-style-type: none"> • Remove H.XXXXXX LA 28E Safety Improvements Project construction phase from TIP FFY2027. • Update L.000062 Motorist Assistance Patrol amount from \$555,430.04 to \$605,924 in TIP FFY2025; from \$606,924 to \$605,924 in TIP FFY2026, FFY2027, and FFY2028. • Move H.015633 COA Asphaltic Rehab- Phase III Construction Phase from FFY2025 to FFY2026.
34		05/07/25	TAC reviewed and approved above-mentioned Administrative Modifications to the FFY2023-2026 Transportation Improvement Program.
35		05/09/25 - 05/25/25	Public comment period, document available for public review and comment online at www.rapc.info/transportation , hard copies available on request. No public comments were received.
36		06/11/25	TPC reviewed and adopted the FFY2023-2026 TIP Amendment No. 6.
37		06/17/25	FFY2023-2026 TIP Amendment No. 6 officially adopted and Resolution signed.
38			07/28/25
39		8/20/25	<p>Administrative Modification:</p> <ul style="list-style-type: none"> • Added List of USDOT-FHWA Competitive Grant Projects as Appendix A to document.

Transportation Improvement Program Record of Adoption

No.	Resolution Number	Approval Date	Description Change
40	RAPC 251205-01	October 15, 2026	<p>Amendment No. 7:</p> <ul style="list-style-type: none"> • Add H.015859 LA 1208-1 SIDEWALK IMPROVEMENTS Utility Relocation Phase of \$160,000 of STPFLEX at 80/20 in FFY2026. Change Construction Phase amount from \$1.62M of STPFLEX at 80/20 in FFY2025 to \$2.1M of STPFLEX at 80/20 in FFY2026. • Move H.015312 JONES STREET PAVEMENT REHABILITATION Construction Phase at \$1.3M of STP50-200K at 80/20 from FFY2025 to FFY2027. • Change H.972574 METROPOLITAN TRANSPORTATION PLAN UPDATE Planning Phase from \$600,000 of STP50-200K at 80/20 in FFY2025 to \$800,000 of STP50-200K at 80/20 in FFY2025. • Move H.015633 COA ASPHALTIC REHAB - PHASE III Construction Phase from FFY2026 to FFY2028. • Change 11.7A.00 PREVENTATIVE MAINTENANCE from \$50,000 of FTA 5307 Operating at 50/50 in FFY2025 and FFY2026 to \$100,000 of FTA 5307 Capital at 80/20 in FFY2025 and \$119,216 at 80/20 of FTA Capital in FFY2026. • Remove 11.20.20 REPLACE THREE 30-35' BUSES for \$1,150,00 in FTA 5339 Competitive Grant Funds at 85/15 in FY24-25. • Change 11.42.11 ACQUIRE SUPPORT VEHICLES from \$107,552 at 85/15 of FTA 5307 Capital to \$161,995 at 100/0 of ARP 5307 Capital in FFY 2025. • Change 11.30.01 1% SECURITY CAPTIAL BUS from \$15,000 at 50/50 of FTA 5307 Capital to \$30,000 at 50/50 of FTA 5307 Capital in FFY 2025. <p>Administrative Modification:</p> <ul style="list-style-type: none"> • Change H.016203 ENGLAND AIRPARK ROADWAY IMPROVEMENTS Construction Phase from \$1.13M of STP50-200K at 80/20 in FFY2026 to \$1.72M of STP50-200K at 80/20 in FFY2026. • Move H.XXXXXX MPA AERIAL PHOTOGRAPHY project Implementation Phase from FFY2025 to FFY2026. • Move H.016252 MASONIC DRIVE: TEXAS AVE TO LEE ST Construction Phase from FFY2025 to FFY2026. • Move 11.62.03 UPGRADE RADIOS from FFY2023 to FFY 2026 at \$40,000 at 80/20 of FTA 5307 Capital. • Change 11.12.15 REPLACE TWO MINIVANS amount from \$170,000 at 85/15 of 5307 Capital to \$176,850 at 85/15 of FTA Capital in FFY 2025. • Change 30.09.00 OPERATING ASSISTANCE from \$2,970,000 to \$2,948,340 of FTA Operating at 50/50 in FFY2023; change from \$2,613,200 to \$2,683,752 of FTA Operating at 50/50 in FFY2024; change from \$2,737,162 to \$2,788,054 of FTA Operating at 50/50 in FFY2025; and change from \$2,920,000 to \$2,860,744 of FTA Operating at 50/50 in FFY2026.
41		November 5, 2025	TAC reviewed and approved TIP Amendment 7 to the FFY2023-2026 Transportation Improvement Program.
42		December 3, 2025	TPC reviewed and adopted the FFY2023-2026 TIP Amendment No. 7, pending public comment.
43		December 5 - 19, 2025	Public comment period, document available for public review and comment online at www.rapc.info/transportation , hard copies available on request. No public comments regarding TIP Amendment 7 were received.
44		January 5, 2026	FFY2023-2026 TIP Amendment No. 7 officially adopted and Resolution signed by TPC Chairman

Alexandria/Pineville
Metropolitan Planning Organization
Transportation Policy Committee

RESOLUTION #RAPC-251205-01

(Adopting Amendment 7, FY 2023-2026 Transportation Improvement Program)

I, Mayor Jacques Roy, Chairman of the Metropolitan Planning Organization's Transportation Policy Committee, do hereby certify that at a meeting of Transportation Policy Committee duly convened in Alexandria, Louisiana, at 10:00 am on December 5th, 2025, the following Resolution was adopted:

WHEREAS, the Transportation Policy Committee is the decision-making body for the Alexandria/Pineville Metropolitan Planning Organization; has reviewed and approved Amendment 7 to the Transportation Improvement Program for FY 2023 - 2026; and,

WHEREAS, the Transportation Policy Committee has determined the requirements of the Urban Transportation Planning Process are being carried out utilizing the '3-C Planning Process' (continuous, comprehensive and coordinated); and,


WHEREAS, the Transportation Policy Committee has recommended amendment, approval, and adoption the Highway and Transit Element; and,

WHEREAS, the Transportation Policy Committee has recommended approval and adoption of said programs and processes to the Rapides Area Planning Commission; and,


WHEREAS, the Transportation Policy Committee has directed the Metropolitan Planning Organization to make amendments and adjustments to the Transportation Improvement Program necessary to facilitate consistency with the State of Louisiana's Transportation Improvement Program; and,

NOW THEREFORE BE IT RESOLVED, that the Transportation Policy Committee does hereby approve the FY 2023 - 2026 Transportation Improvement Program, Amendment 7 and directs staff of the Rapides Area Planning Commission to submit said program to the appropriate federal and state agencies.

Signed and executed this 5th day of January 2026.



Mayor Jacques M. Roy,
Chairman, Transportation Policy Committee
Alexandria/Pineville MPO

ATTEST: 

Jonathan Bolen
Alexandria/Pineville MPO

SECTION II

LADOTD Highway Program Projects - Already Let 10/15/2021

PROJECT	Letting Date	Project Name	Letting Cost	Federal Cost	State Other Cost	FUND	ROUTE	Type Improvement	Category	LENGTH
014-05-002	12/13/00 0:00	ST ROUTE IN GLENMORA (C&G)	\$0	\$0	\$0	TIME	US 165	CLEARING & GRUBBING	Time	3.02
015-01-004	4/26/00 0:00	RR BR.-LA 3100 & US 167-LA 1208-3	\$373,276	\$298,621	\$74,655	STPFLEX	US 165B	OVERLAY	Preservation Non-Interstate	1.58
015-02-001	7/26/00 0:00	JCT LA 116 - GRANT PARISH LINE	\$2,240,898	\$1,792,718	\$448,180	STPFLEX	US 165	OVERLAY	Preservation Non-Interstate	4.86
029-07-005	1/26/00 0:00	JCT LA 121 -JCT. LA 3054	\$1,854,410	\$1,483,528	\$370,882	STPFLEX ,STPHA	LA 496	STABILIZE & OVERLAY	Preservation Non-Interstate,Preservation Non-Interstate	7.19
140-03-001	3/29/00 0:00	LA 113 CHIP SEAL	\$41,214	\$0	\$41,214	MAINT	LA 113	CHIP SEAL	Preservation Non-Interstate	1.8
417-02-003	7/26/00 0:00	1.53 M. E VERNON PL - LA 121 (GRD)	\$790,580	\$632,464	\$158,116	NHS	LA 28	OVERLAY	Preservation Non-Interstate	7.1
455-05-009	1/26/00 0:00	I-49 DISTRICT WIDE	\$113,341	\$102,007	\$11,334	IM	I-49	PAVEMENT MARKINGS	OPER Efficiency/Motorist AssistanceTraffic Control Devices	0.77
713-59-014	1/26/00 0:00	BRIDGES IN RAPIDES	\$630,824	\$504,659	\$126,165	FBROFF		NEW BRIDGES	Preservation Bridge (Off System)	0
713-59-015	6/28/00 0:00	BRIDGES IN RAPIDES	\$744,941	\$595,953	\$148,988	FBROFF		NEW BRIDGES	Preservation Bridge (Off System)	0
713-59-015	6/28/00 0:00	BRIDGES IN RAPIDES	\$449,518	\$359,614	\$89,904	FBROFF		NEW BRIDGES	Preservation Bridge (Off System)	0
008-08-002	12/19/01 0:00	BEGIN OF 4LN-1.07 MI. S. OF LA 3170	\$2,229,591	\$1,783,673	\$445,918	STPFLEX	US 71	COLD PLANE & OVERLAY	Preservation Non-Interstate	8.92
008-09-005	10/31/01 0:00	US 71 - OVERTON ST.	\$581,907	\$465,526	\$116,381	STPFLEX	US 167	COLD PLANE & OVERLAY	Preservation Non-Interstate	1.75
008-30-004	6/27/01 0:00	U.S. 71 SERVICE ROAD MINOR OVERLAY	\$76,629	\$0	\$76,629	MAINT		OVERLAY	Maintenance	0
014-05-002	6/27/01 0:00	ST RT IN GLENMORA (CONST)	\$0	\$0	\$0	TIME	US 165	WIDEN TO 4 LANES	Time	3.02
023-01-005	12/20/01 0:00	WADLEY ST - PINE ST(US 167 SER.RD.	\$12,567	\$10,054	\$2,513	STPFLEX	US 167	CONCRETE PAVEMENT REPAIRS	Maintenance	0.42
029-07-005	4/25/01 0:00	BAYOU RAPIDES BRIDGE	\$614,370	\$491,496	\$122,874	FBRON	LA 496	BRIDGE REPLACEMENT	Preservation Bridge (On System)	0.02
029-07-005	9/26/01 0:00	ENGLAND AIR PARK - MACARTHUR DR.	\$320,418	\$256,334	\$64,084	STPFLEX	LA 496	RESEAL - ULTRA THIN HMAC (CM)	Maintenance	3.45
033-04-001	1/24/01 0:00	WATERS BAYOU BRIDGE	\$574,702	\$459,762	\$114,940	FBRON	LA 115	BRIDGE REPLACEMENT	Preservation Bridge (On System)	0.03
074-02-002	5/30/01 0:00	LIBUSE - JCT LA 1207	\$1,110,151	\$888,121	\$222,030	STPFLEX	LA 28	RESURFACING	Safety	6.61
417-02-002	6/27/01 0:00	JCT LA 121 - BAYOU BOEUF	\$16,791,058	\$13,432,846	\$3,358,212	NHS	LA 28	WIDEN TO 4 LANES	Capacity	4.5
455-05-009	6/27/01 0:00	I-49 DISTRICTWIDE	\$2,090,067	\$1,881,060	\$209,007	IM	I-49	CONCRETE PAVEMENT REPAIRS	Preservation Interstate	0.01
455-05-009	1/24/01 0:00	RR OVERPASS - LA 1200	\$2,268,380	\$2,041,542	\$226,838	IM	I-49	OVERLAY	Preservation Interstate	7.95
713-40-010	9/26/01 0:00	BRIDGES IN RAPIDES	\$472,521	\$378,017	\$94,504	FBROFF		BRIDGE REPLACEMENT	Preservation Bridge (Off System)	0.1
737-98-002	6/13/01 0:00	DIST 08 RUMBLE STRIPS(DISTRICTWIDE)	\$169,740	\$152,766	\$16,974	IM ,NHS		SHOULDER RUMBLE STRIPS	Safety	0
840-34-000	12/20/01 0:00	US 165B - LA 28	\$7,233	\$5,786	\$1,447	STPFLEX	LA 3144	CONCRETE PAVEMENT REPAIR	Maintenance	1.98
840-36-000	6/27/01 0:00	LA 623 - NEW OLAY	\$383,931	\$0	\$383,931	MAINT	LA 3225	ASPH OLAY CONC PVT	Maintenance	1.76
H.000575	1/16/02 0:00	KCS UNDERPASS IMPROVEMENT	\$5,136,813	\$4,109,450	\$1,027,363	STP<200K,STPFL	US 165	NEW STRUCTURE	Urban Systems ,Other/Miscellaneous,Other/Miscellaneous	0.05
H.000782	6/26/02 0:00	ALEXANDRIA URBAN SECTION	\$2,557,115	\$2,301,404	\$255,712	IM ,STPENH	I-49	EROSION CONTROL	Other/Miscellaneous ,Other/Miscellaneous	0.01
H.000782	6/26/02 0:00	ALEXANDRIA URBAN SECTION	\$215,029	\$172,023	\$43,006	STPENH	I-49	ENHANCEMENTS	Enhancements	0.01
008-09-004	3/27/02 0:00	UNION PACIFIC RR OVERPASS	\$4,556,098	\$3,644,878	\$911,220	FBRON	US 71	BRIDGE REPLACEMENT	Preservation Bridge (On System)	1
014-06-003	12/11/02 0:00	FOREST HILL-WOODWORTH(N.SEC)(CONST)	\$0	\$0	\$0	TIME	US 165	WIDEN TO 4 LANES	Time	3.29
015-01-005	4/24/02 0:00	CSLM 1.56 - CSLM 4.07	\$229,306	\$183,445	\$45,861	STPFLEX	US 165B	MINOR OVERLAY	Maintenance	2.51
015-02-001	4/24/02 0:00	US 165 BY PASS - CSLM 0.16	\$36,853	\$29,482	\$7,371	STPFLEX	US 165	MINOR OVERLAY	Maintenance	0.16
015-30-001	4/5/02 0:00	US 165 BUS KINGSVILLE - S. 0.38 MI.	\$119,959	\$95,967	\$23,992	STPFLEX	US 165	US 165 MINOR OVERLAY	Maintenance	0.38
023-01-005	4/5/02 0:00	LA 3100-LA 3110S US 167 SERVICE RD.	\$97,843	\$78,274	\$19,569	STPFLEX	US 167	MINOR OVERLAY	Maintenance	0.5
053-01-002	4/5/02 0:00	US 71 - LA 498	\$129,615	\$103,692	\$25,923	STPFLEX	LA 1	CONCRETE PAVEMENT REPAIRS	Maintenance	3.53
073-04-001	10/2/02 0:00	US 71 - END OF CONTROL (TIGER LAKE)	\$185,956	\$0	\$185,956	STCASH	LA 457	THREE COURSE SURFACE TREATMENT	Maintenance	5.49
073-05-001	2/27/02 0:00	BEGINNING OF CONTROL - LA 3170	\$115,684	\$0	\$115,684	STCASH	LA 457	ASPHALT SURFACE TREATMENT	Maintenance	2.9
367-01-001	3/27/02 0:00	JCT. LA 115 - JCT. LA 28	\$2,210,795	\$1,768,636	\$442,159	STPFLEX	LA 1207	RECON W/GEOMETRIC IMPROVEMENTS	Safety	4.69
368-03-003	6/26/02 0:00	LA 1208-3(JACKSON ST.@ MARYLAND ST)	\$73,135	\$58,508	\$14,627	STPFLEX	LA 12083	INTERSECTION IMPROVEMENT-ALEXANDRIA	Maintenance	0.01
737-98-002	5/29/02 0:00	RAISED PAVEMENT MARKERS DIST. WIDE	\$257,402	\$0	\$257,402	STCASH		RAISED PAVEMENT MARKERS	OPER Efficiency/Motorist AssistanceTraffic Control Devices	0
737-98-002	9/16/02 0:00	RAPIDES PARISH TREE REMOVAL (CM)	\$19,000	\$0	\$19,000	STCASH		TREE REMOVAL	Maintenance	0
737-98-002	11/20/02 0:00	GUARDRAIL REPAIR IN DIST. 08	\$242,325	\$0	\$242,325	STCASH		GUARDRAIL REPAIR OR REPLACEMENT	Maintenance	0
H.007536	8/27/03 0:00	I-49 REGIONAL WELCOME CENTER	\$515,605	\$412,484	\$103,121	STPENH		REST AREA	Enhancements	0
153-01-001	5/28/03 0:00	US 165 - 4.64 MILES EAST	\$1,549,219	\$1,239,375	\$309,844	STPFLEX	LA 116	RECONSTRUCT BASE & OVERLAY	Preservation Non-Interstate	4.64
713-40-010	1/29/03 0:00	BRIDGES IN RAPIDES	\$539,068	\$431,254	\$107,814	FBROFF		BRIDGE REPLACEMENT	Preservation Bridge (Off System)	0.1
737-98-GRC	12/15/03 0:00	GUARDRAIL REPAIR IN DIST. 08	\$264,916	\$0	\$264,916	STCASH		GUARDRAIL REPAIR OR REPLACEMENT	Maintenance	0
737-98-002	12/10/03 0:00	GUARDRAIL REPAIR IN DIST. 08	\$242,325	\$0	\$242,325	STCASH		GUARDRAIL REPAIR OR REPLACEMENT	Maintenance	0
840-43-001	4/30/03 0:00	US 71 MINOR OVERLAY (CM)	\$240,253	\$192,202	\$48,051	STPFLEX	US 71	MINOR OVERLAY	Maintenance	1.91
840-45-000	10/29/03 0:00	ROBINSON BRIDGE ROAD	\$4,969,048	\$0	\$4,969,048	STBONDS	LA 3265	RECONSTRUCTION	Other/Miscellaneous	2.4
H.001880	5/5/04 0:00	LA 8 CULVERT REPLACEMENT	\$102,588	\$0	\$102,588	STCASH	LA 8	CULVERTS@ LM4.1,4.3,5,4,5,6,5,7,5,8	Maintenance	1.7
H.008249	11/17/04 0:00	S. JCT LA 115 - N. JCT LA 115	\$1,122,557	\$0	\$1,122,557	NFA	LA 1206	OVERLAY	Preservation Non-Interstate	7.54
H.008261	9/29/04 0:00	LA 107 - LA 28	\$549,400	\$439,520	\$109,880	STPFLEX	LA 3128	COLD PLANE & OVERLAY	Preservation Non-Interstate	3.49
033-04-001	3/3/04 0:00	AVOYELLES PARISH LINE - LA 1207	\$982,214	\$785,771	\$196,443	STPFLEX	LA 115	PATCH & OVERLAY	Preservation Non-Interstate	4.04
053-01-002	8/25/04 0:00	MACARTHUR DR. - MISSOURI PACIFIC RR	\$991,140	\$792,912	\$198,228	STP<200K	LA 1	COLD PLANE & OVERLAY	Preservation Non-Interstate	3.72
368-03-002	8/25/04 0:00	LA 488 BRIDGES	\$3,467,250	\$2,773,800	\$693,450	FBRON	LA 488	BRIDGE REPLACEMENT (5)	Preservation Bridge (On System)	2.62
369-04-000	6/30/04 0:00	LA 1203 CULVERT REPLACEMENT	\$27,000	\$21,600	\$5,400	STPFLEX		CULVERT REPLACEMENT	Maintenance	0.01
455-05-010	1/28/04 0:00	US 167 - LA 498 PVT MARKING REPLACE	\$817,080	\$735,372	\$81,708	IM	I-49	PAVEMENT MARKING REPLACEMENT	OPER Efficiency/Motorist AssistanceTraffic Control Devices	28
455-05-010	1/28/04 0:00	I-49 PAVEMENT PRESERVATION PROGRAM	\$62,500	\$62,250	\$250	IM	I-49	RAISE/UNDERSEAL APPR SLABS	Preservation Interstate	0.01
713-40-010	9/29/04 0:00	BRIDGES IN RAPIDES	\$668,652	\$534,922	\$133,730	FBROFF		BRIDGE REPLACEMENT	Preservation Bridge (Off System)	0.02
713-40-012	12/15/04 0:00	BRIDGES IN RAPIDES	\$876,387	\$701,110	\$175,277	FBROFF		BRIDGE REPLACEMENT	Preservation Bridge (Off System)	0
840-22-002	5/26/04 0:00	LA 498 SPUR - US 71 SERVICE ROAD	\$261,586	\$209,269	\$52,317	STPFLEX	LA 498	MINOR OVERLAY	Maintenance	2.06
H.000781	9/14/05 0:00	JCT LA 3225 - BENTLEY	\$0	\$0	\$0	TIME	US 167	WIDEN TO 4 LANES	Time	6.96
H.007308	11/16/05 0:00	BROADWAY BRIDGE	\$798,956	\$639,165	\$159,791	STP<200K		BRIDGE REPLACEMENT	Urban Systems	0
H.008276	9/14/05 0:00	RED RIVER BRIDGE - KCS RAILROAD	\$225,046	\$180,037	\$45,009	NHS ,NHS	US 71	COLD PLANE AND OVERLAY	Preservation Non-Interstate,OPER Efficiency/Motorist AssistanceWeigh Stations	1.42
073-01-000	10/26/05 0:00	LA 112 BRIDGES	\$5,993,584	\$4,794,867	\$1,198,717	FBRON	LA 112	BRIDGE REPLACEMENT (8)	Preservation Bridge (On System)	7.53
134-04-001	5/25/05 0:00	LA 119 - LA 1	\$306,724	\$245,379	\$61,345	STPFLEX	LA 8	CHIP SEAL DOUBLE	Maintenance	9.78

141-03-000	5/25/05 0:00	LA 112 CULVERT REPLACEMENT	\$224,130	\$179,304	\$44,826	STPFLEX	LA 112	CULVERT REPLACEMENT LM3.4,9.06,9.16	Maintenance	5.76
369-02-001	7/27/05 0:00	DRAIN BRIDGE	\$317,222	\$253,778	\$63,444	FBRON	LA 1203	BRIDGE REPLACEMENT (CSLM 3.34)	Preservation Bridge (On System)	1.92
369-04-000	7/27/05 0:00	DRAIN BRIDGE	\$259,160	\$207,328	\$51,832	FBRON	LA 1203	BRIDGE REPLACEMENT (CSLM 0.39)	Preservation Bridge (On System)	0.04
455-05-010	4/27/05 0:00	BEGIN OF CONC. PVT - US 167	\$172,110	\$154,899	\$17,211	IM	I-49	CLEAN & RESEAL TRAVERSE JOINTS	Preservation Interstate	0.01
455-05-011	3/30/05 0:00	I-49 (US167 - LA 112)	\$51,800	\$46,620	\$5,180	IM	I-49	CONCRETE PAVEMENT REHAB	Preservation Interstate	0.01
455-05-011	3/30/05 0:00	I-49 (US 167 - LENA RAPIDES PH. LN)	\$22,660	\$20,394	\$2,266	IM	I-49	CONC PAVEMENT REHAB	Preservation Interstate	0.01
742-40-002	11/16/05 0:00	HEYMAN LANE (CASTLE - COLISEUM)	\$1,341,656	\$1,073,325	\$268,331	STP<200K		C. & G. AND UTILITY RELOCATION	Urban Systems	0
840-34-000	4/27/05 0:00	INTERSECTION AT US 165 BUSINESS	\$82,705	\$66,164	\$16,541	STPHAZ	LA 3144	INTERSECTION IMPROVEMENTS	Safety	0.05
840-43-001	7/27/05 0:00	GUARDRAIL (US 165 - LA 180)	\$63,132	\$50,506	\$12,626	STPHAZ	US 71	GUARDRAIL INSTALLATION	Safety	0.01
840-46-000	9/1/05 0:00	LA 488 - LA 28 (MCKEITHEN DR.)	\$1,237,282	\$0	\$1,237,282	NFA	LA 1243	PATCH AND OVERLAY	Preservation Non-Interstate	3.26
H.000376	5/31/06 0:00	SOUTH TRAFFIC CIRCLE (ALEXANDRIA)	\$595,905	\$476,724	\$119,181	STPFLEX	US 71	SIGNING (LA 1208-2 - STERKX RD.)	OPER Efficiency/Motorist AssistanceTraffic Control Devices	0.01
H.000559	9/27/06 0:00	GLENMORA - WOODWORTH	\$0	\$0	\$0	TIME	US 165	WIDEN TO 4 LANES	Time	7.44
H.000571	3/29/06 0:00	BEGINNING OF 5 LANE - HORSESHOE DR.	\$624,256	\$499,405	\$124,851	NHS	US 165	CONCRETE OVERLAY	Preservation Non-Interstate	1.38
H.003468	5/31/06 0:00	I-49 PAVEMENT MARKING REPLACEMENT	\$1,428,873	\$1,285,986	\$142,887	IM	I-49	NEW PAVEMENT MARKINGS	OPER Efficiency/Motorist AssistanceTraffic Control Devices	54
H.006242	12/13/06 0:00	BRIDGE REHABILITATION IN RAPIDES PH	\$0	\$0	\$0	DEMO		BRIDGE REPAIRS	DEMO/High Priority	0
H.007079	12/13/06 0:00	HEYMAN LANE (CASTLE - COLISEUM)	\$4,731,596	\$3,785,277	\$946,319	STP<200K		RECONSTRUCTION	Urban Systems	0.98
H.008281	8/18/06 0:00	ROBINSON BRIDGE RD. (US 165 INTERS)	\$154,000	\$0	\$154,000	STBONDS	LA 3265	GEOMETRIC IMPROVEMENT	Other/Miscellaneous	0.06
008-30-004	2/22/06 0:00	SOUTH TRAFFIC CIRCLE	\$1,663,049	\$1,330,439	\$332,610	NHS	US 71	COLD PLANE AND OVERLAY	Preservation Non-Interstate	3.03
053-02-003	2/22/06 0:00	N. JCT LA 8 - NATCHITOCHE PH. LINE	\$721,755	\$577,404	\$144,351	STPFLEX	LA 1	ULTRA THIN OVERLAY	Preservation Non-Interstate	5.58
134-03-001	10/31/06 0:00	LA 8 CULVERT REPLACEMENT	\$248,636	\$0	\$248,636	STCASH	LA 8	CULVERT REPLACEMENT	Maintenance	0.87
H.002683	8/10/07 0:00	LA 1203 PIPE REPLACEMENT	\$147,731	\$0	\$147,731	STCASH	LA 10203	PIPE REPLACEMENT	OPER Efficiency/Motorist AssistanceRoadway Flooding	0.01
H.006240	8/29/07 0:00	PAUL ROAD BRIDGE OVER SALINE BAYOU	\$418,093	\$334,474	\$83,619	FBROFF		BRIDGE REPLACEMENT	Preservation Bridge (Off System)	0.01
H.006586	6/27/07 0:00	ALEXANDRIA THIRD ST. STREETSCAPE	\$359,556	\$287,645	\$71,911	DEMO	,LOCAL	LANDSCAPING, DECORATIVE POLES&SIGNS	DEMO/High Priority,Other/Miscellaneous	0
H.007535	6/27/07 0:00	OLD TOWN TRAIL SYSTEM IN PINEVILLE	\$951,681	\$761,345	\$190,336	STPENH	,LOCAL	ENHANCEMENT LA.COLLEGE&FT.RANDOLPH	Enhancements,Other/Miscellaneous	0
014-06-004	10/10/07 0:00	BAYOU CLEAR - BEGINNING OF 5-LANE	\$2,023,208	\$0	\$2,023,208	STGEN	US 165	COLD PLANE AND OVERLAY	Preservation Non-Interstate	7.25
040-02-001	9/21/07 0:00	LA 8 (RR TRACKS - TOWN LIMITS)	\$249,254	\$0	\$249,254	STCASH	LA 8	CHIP SEAL	Maintenance	4.71
053-01-002	2/23/07 0:00	RAILROAD SPUR GUARD RAILS	\$15,250	\$0	\$15,250	STCASH	,OTHER LA 1	GUARD RAILS	Safety,Other/Miscellaneous	0.1
134-03-001	7/25/07 0:00	LA 8 (VERNON PH. LINE - LA 119)	\$211,864	\$0	\$211,864	STGEN	LA 8	ASPHALT SURFACE TREATMENT	Maintenance	6.19
840-45-000	7/25/07 0:00	LA 3265 EROSION REPAIR	\$276,170	\$0	\$276,170	STBONDS	LA 3265	EROSION CONTROL,MULCH SOD,HYDROSEED	Other/Miscellaneous	1.64
H.000374	12/10/08 0:00	US 71 TURN LANE EXTENSION	\$156,066	\$124,853	\$31,213	NHS	US 71	TURN LANE EXTENSION @ SUGARHOUSE RD	Safety	0.01
H.000377	6/25/08 0:00	JACKSON STREET BRIDGE	\$41,205	\$32,964	\$8,241	FBRON	US 71	BRIDGE DECK JOINT REPLACEMENT	Preservation Bridge Preventive Maintenance	0.02
H.000377	6/25/08 0:00	I-49 BRIDGE MAINT	\$62,800	\$50,240	\$12,560	FBRON	LA 1	BRIDGE RECONDITION	Preservation Bridge Preventive Maintenance	0.02
H.000377	6/25/08 0:00	BRIDGE MAINT. ALONG I-49	\$147,315	\$117,852	\$29,463	FBRON	I-49	BRIDGE RECONDITION	Preservation Bridge Preventive Maintenance	10.89
H.000642	1/30/08 0:00	US 165 CONCRETE PAVEMENT REPAIRS	\$94,800	\$75,840	\$18,960	STPFLEX	US 165	CONCRETE PAVEMENT REPAIRS	Maintenance	0.4
H.001583	7/22/08 0:00	LA 28 (US 167 - PALMETTO ST.)	\$203,060	\$0	\$203,060	OTHER	LA 28	LA 28 LEFT TURN LANE EXTENSION	Safety	0.1
H.001885	5/28/08 0:00	VERNON PH. LINE-JCT. LA 121	\$1,996,871	\$0	\$1,996,871	NFA	LA 465	CTB AND OVERLAY	Preservation Non-Interstate	5.9
H.001929	1/30/08 0:00	LA 8 (LA 1200-W. END OF R.RIVER BR)	\$54,835	\$0	\$54,835	STCASH	LA 8	MINOR OVERLAY	Maintenance	0.12
H.002687	7/22/08 0:00	4-LANE SECTION @ I-49	\$142,840	\$0	\$142,840	STCASH	LA 181	CHIP SEAL DOUBLE	Maintenance	0.7
H.006241	12/10/08 0:00	FORESTRY ROAD BRIDGE	\$1,055,777	\$844,622	\$211,155	FBROFF		BRIDGE REPLACEMENT	Preservation Bridge (Off System)	0
H.007537	4/30/08 0:00	BAYOU RAPIDES MULTI-USE TRAIL	\$496,304	\$397,043	\$99,261	STPENH	,LOCAL	SIDEWALKS/BIKEPATHS	Enhancements,Other/Miscellaneous	0
H.008257	1/30/08 0:00	LA 1200 (BAYOU BERTRAND-WEXFORD ST)	\$653,448	\$0	\$653,448	STCASH	LA 1200	MINOR OVERLAY	Maintenance	0.75
023-01-006	5/28/08 0:00	US 167 CONCRETE PAVEMENT REPAIRS	\$113,000	\$90,400	\$22,600	STPFLEX	US 167	CONCRETE PAVEMENT REPAIRS	Maintenance	3.85
053-01-002	4/30/08 0:00	MISSOURI PACIFIC RR-RAPIDES STA RD.	\$898,283	\$0	\$898,283	STCASH	LA 1	COLD PLANE AND OVERLAY	Preservation Non-Interstate	2.91
074-02-002	4/25/08 0:00	RIGHT TURN LANE @ LA 1027	\$141,860	\$0	\$141,860	STCASH	LA 28	RIGHT TURN LANE	OPER Efficiency/Motorist AssistanceTransportation System Management	0.11
840-11-000	3/26/08 0:00	LA 121 - END OF MAINTENANCE	\$359,834	\$0	\$359,834	NFA	LA 1200	3 COURSE AST	Preservation Non-Interstate	4.12
840-14-001	11/12/08 0:00	S.JCT LA 1 - N.JCT LA 1	\$2,273,767	\$0	\$2,273,767	STGEN	LA 457	CTB AND OVERLAY	Preservation Non-Interstate	9.27
840-45-000	7/22/08 0:00	4-LANE SECTION @ I-49	\$108,575	\$0	\$108,575	STCASH	LA 3265	CHIP SEAL DOUBLE	Maintenance	0.4
H.000785	12/16/09 0:00	LA 107 BRIDGES GUARDRAIL REHAB	\$484,467	\$387,574	\$96,893	NHS	US 167	0.9 MILES GUARDRAIL REHAB ON US 167	Safety	0.01
H.000787	12/16/09 0:00	BR. EXPANSION JT REPLACEMENT(US 167)	\$60,676	\$48,541	\$12,135	FBRON	US 167	BRIDGE EXPANSION JOINT REPLACEMENT	Preservation Bridge Preventive Maintenance	0.01
H.000787	12/16/09 0:00	BR. EXPANSION JT. REPLACEMENT(I-49)	\$100,509	\$80,407	\$20,102	FBRON	I-49	BRIDGE EXPANSION JOINT REPLACEMENT	Preservation Bridge Preventive Maintenance	0.01
H.001580	10/28/09 0:00	US 165 - I-49	\$1,989,637	\$1,591,710	\$397,927	STPFLEX	LA 112	CTB AND OVERLAY	Preservation Non-Interstate	6.57
H.001920	5/20/09 0:00	LA 623 (LA 3225 - WALL LANE)	\$7,829,259	\$6,263,407	\$1,565,852	STP<200K,STPH.	LA 623	RR OVERPASS	Urban Systems,Safety	1.5
H.001931	8/26/09 0:00	END OF PREVIOUS OVERLAY - LA 28	\$2,092,245	\$1,673,796	\$418,449	STPFLEX	LA 116	CTB AND OVERLAY	Preservation Non-Interstate	3.85
H.002680	6/16/09 0:00	JACKSON STREET	\$109,649	\$0	\$109,649	STCASH	LA 2083	TURN LANE EXTENSION	OPER Efficiency/Motorist AssistanceTransportation System Management	0.09
H.002843	9/30/09 0:00	VERNON LINE - JCT LA 121	\$26,815,823	\$21,452,658	\$5,363,165	STGEN	,DEMO LA 28	WIDEN TO 4 LANES LA 28 CORRIDOR	Corridor,DEMO/High Priority ,Corridor	8.7
H.006239	9/30/09 0:00	TEXADA ROAD BRIDGE	\$633,941	\$507,153	\$126,788	FBROFF		BRIDGE REPLACEMENT	Preservation Bridge (Off System)	0
H.006504	3/18/09 0:00	SYSTEMATIC RURAL RD DEPARTURE IMP	\$892,367	\$0	\$892,367	OTHER		RURAL PARISHWIDE	DEMO/High Priority	0
H.007081	8/19/09 0:00	SUSEK DRIVE IN PINEVILLE (NP)	\$0	\$0	\$0	ARRA		RECONST.;SEE NOTES;MPO STIM09;SUB.	Urban Systems	2.3
H.008279	6/16/09 0:00	US 71/US 165 LEFT TURN LANE	\$221,234	\$0	\$221,234	STCASH	US 71	ASPHALT OVERLAY	OPER Efficiency/Motorist AssistanceTransportation System Management	0.2
369-02-001	4/22/09 0:00	LA 1203 ROADWAY FLOODING PROJECT	\$551,411	\$0	\$551,411	STCASH	LA 1203	ENLARGE CROSS DRAIN & RAISE ROADWAY	OPER Efficiency/Motorist AssistanceRoadway Flooding	0.01
H.000572	3/17/10 0:00	WOODWORTH SIDEWALK IMP., PHASE 2	\$0	\$0	\$0	ARRA	US 165	SIDEWALK IMPROVEMENTS	Enhancements	0.01
H.000583	2/24/10 0:00	FLAGON BAYOU SCOUR REPAIR	\$159,869	\$127,895	\$31,974	FBRON	US 165	SCOUR REPAIR	Preservation Bridge (On System)	0.03
H.000583	2/24/10 0:00	DUGDEMONA RIVER SCOUR REPAIR	\$113,549	\$90,839	\$22,710	FBRON	US 165	SCOUR REPAIR	Preservation Bridge (On System)	0.03
H.000784	7/28/10 0:00	S.JCT LA 3225-N.JCT LA 3225	\$0	\$0	\$0	ARRA	,NHS ,S US 167	PATCH O'LAY RDWAY & SHLDRS,DRAINAGE	Preservation Non-Interstate,Preservation Non-Interstate,Preservation Non-Interstate	4.19
H.000786	8/25/10 0:00	RED RIVER BRIDGE MAINT. PAINTING(SB)	\$705,456	\$564,365	\$141,091	FBRON	US 167	BRIDGE PAINTING	Preservation Bridge Preventive Maintenance	0.01
H.000789	7/14/10 0:00	PINEVILLE EXPRESSWAY (R.R.BR.-US165)	\$895,220	\$716,176	\$179,044	NHS	US 167	SIGNING	OPER Efficiency/Motorist AssistanceTraffic Control Devices	5.02
H.001584	8/25/10 0:00	LA 1207 - LASALLE PARISH LINE	\$1,835,896	\$1,468,717	\$367,179	STPFLEX	LA 28	PATCH,COLD PLANE, & 3LIFT OVERLAY	Preservation Non-Interstate	4.92
H.001902	8/25/10 0:00	LA 121 - E. DAVIS RD.	\$1,177,969	\$942,375	\$235,594	STPFLEX	LA 112	PATCH AND OVERLAY	Preservation Non-Interstate	3.5
H.003473	4/28/10 0:00	I-49 .10MI.S.OF LA1-NATCHITOCHE PL	\$18,428	\$16,585	\$1,843	IM	I-20	PAVEMENT MARKING REPLACEMENT	OPER Efficiency/Motorist AssistanceTraffic Control Devices	0.01
H.006587	3/17/10 0:00	RAPIDES - IMPACT ATTENUATOR UPGRADE	\$302,917	\$242,334	\$60,583	SATRANS	,ARRA I-49	REPLACE EXIST IMPACT ATTENUATORS	Safety,Safety	0.01

H.006589	3/17/10 0:00	VALENTINE LAKE ROAD	\$0	\$0	\$0	ARRA ,OTHER	OVERLAY	Preservation Non-Interstate,Other/Miscellaneous	0.81
H.006792	10/27/10 0:00	DIST 08 CENTERLINE RUMBLE STRIPS	\$2,131,904	\$1,705,523	\$426,381	HSIP	RUMBLE STRIPS	OPER Efficiency/Motorist Assistance Traffic Control Devices	0
H.008252	9/29/10 0:00	JCT LA 496 - JCT LA 1	\$1,653,536	\$1,322,829	\$330,707	STP<5K LA 121	HMAC SURFACING	Preservation Non-Interstate	9.47
H.008255	8/25/10 0:00	LA 498 MINOR OVERLAY (PM)	\$492,257	\$393,806	\$98,451	STPFLEX LA 498	MINOR OVERLAY	Maintenance	2.44
H.008264	8/25/10 0:00	LA 3144 CONCRETE PAVEMENT REPAIR	\$183,697	\$146,958	\$36,739	STPFLEX LA 3144	REMOVE AND REPLACE PCCP	Preservation Non-Interstate	0.12
H.008273	8/4/10 0:00	FT. BUHLOW BR (US 71 / US 165)	\$82,861,116	\$66,288,893	\$16,572,223	FBRON ,TIME , US 71	MAIN SPAN-	Preservation Bridge (On System),Time ,DEMO/High Priority	1.42
H.000378	6/29/11 0:00	US 71 AT ELLIOTT ST. TURN LANE IMP. (TSM	\$181,342	\$145,073	\$36,268	NHS US 71	TURN LANE IMPROVEMENT	OPER Efficiency/Motorist Assistance Transportation System Management	0.15
H.000573	2/23/11 0:00	US 165; END TRAFFIC CIRCLE-JCT US 167 BU	\$538,292	\$430,634	\$107,658	NHS	PCC REHAB	Maintenance	1.5
H.000578	1/26/11 0:00	KCS BRIDGE/US165-B(HILL RD.-LA3100)	\$273,853	\$219,082	\$54,771	STPENH US 165-X	LANDSCAPING. IRRIGATION & LIGHTING	Enhancements	0.13
H.001266	10/12/11 0:00	STREET IMPROVEMENTS FOR THE CITY OF ALEX	\$5,641,019	\$4,512,815	\$1,128,204	STP<200K LA 1	CONCRETE PAVEMENT REPAIR AND ASPHALT OVERLAY	Urban Systems	0.91
H.001585	5/25/11 0:00	LA 28 AT LIBUSE CUTOFF TURN LANE	\$376,616	\$301,292	\$75,323	NHS LA 28	LA 28 TURN LANE	OPER Efficiency/Motorist Assistance Transportation System Management	0.3
H.001904	10/26/11 0:00	STREET IMPROVEMENTS FOR THE CITY OF PINE	\$1,317,064	\$1,053,652	\$263,413	STP<200K LA 1250	CONCRETE PAVEMENT REPAIR AND ASPHALT OVERLAY	Urban Systems	0.32
H.001907	10/12/11 0:00	LA 107: RUBY WISE ELEM. - PINE GROVE DR.	\$2,694,824	\$2,155,859	\$538,965	HSIP STPFLEX LA 107	PATCH AND OVERLAY	Safety Preservation Non-Interstate on NHS & STP System	4.88
H.002846	10/26/11 0:00	LA 28: JCT. LA 3054 - JCT. US 71	\$1,650,749	\$1,320,600	\$330,150	STP<200K LA 28	COLD PLANE&OLAY(INLAY TRAVEL LANES)	Preservation Non-Interstate on NHS & STP System	3.14
H.003474	6/29/11 0:00	I-49 CONCRETE PAVEMENT RE-HAB	\$2,997,807	\$2,698,027	\$299,781	IM I-49	CRACK SEALING. PCCP PATCH&U-SEALING	Preservation Interstate	90.86
H.004832	10/26/11 0:00	ALEXANDRIA TRAVEL DEMAND MANAGEMENT PROJ					ALEXANDRIA TRAVEL DEMAND MANAGEMENT PROJ	Safety	0
H.006588	6/29/11 0:00	CITY OF ALEX. SR25 PROJ.(RUGG ELEM)	\$137,793	\$137,793	\$0	SR25	SIDEWALKS/TRAFFIC CALMING	Safety Safety Routes To School	0
H.008272	5/25/11 0:00	LA 3250 INTERSECTION IMPROVEMENTS	\$105,054	\$84,044	\$21,011	STPFLEX LA 3250	INTERSECTION IMPROVEMENTS	OPER Efficiency/Motorist Assistance Transportation System Management	0.07
H.008280	2/23/11 0:00	US 71 TURN LANE @ V.A. (TSM)	\$278,695	\$222,956	\$55,739	NHS US 71	TURN LANE	OPER Efficiency/Motorist Assistance Transportation System Management	0.01
H.009128	6/29/11 0:00	US 167 FRONTAGE ROADS	\$184,804	\$147,843	\$36,961	NHS US 167	RE-SURFACING FRONTAGE ROADS	Maintenance	0.64
H.009129	9/28/11 0:00	US 71 AT STIMSON AVE. TURN LANE IMP.	\$174,606	\$139,685	\$34,921	STP<200K US 71	TURN LANE IMPROVEMENTS	OPER Efficiency/Motorist Assistance Transportation System Management	0.15
H.009810	6/6/11 0:00	UP (LENA) RED BAYOU	\$0	\$0	\$0	RAIL HE LA 1	RAILROAD SIGNALIZATION	Railroads	0.04
H.000579	7/11/12 0:00	RED RIVER - JACKSON STREET BRIDGE	\$5,363,608	\$4,543,163	\$820,445	FBR-ON/OFF STP US 165-X	BRIDGE REHABILITATION	Preservation Bridge (On System), Enhancements	0.31
H.001259	4/11/12 0:00	DIST 08 DECK JT. & MISC. REPAIRS	\$636,280	\$509,024	\$127,256	FBR-ON/OFF LA 1, I-49	BRIDGE MAINTENANCE	Preservation Bridge Preventive Maintenance	1.74
H.001267	5/30/12 0:00	BAYOU JEAN DEJEAN BRIDGE	\$2,779,832	\$2,223,865	\$555,966	FBR-ON/OFF LA 1	BRIDGE REPLACEMENT	Preservation Bridge (On System)	0.09
H.001900	4/11/12 0:00	BLOUTS CREEK RELIEF & CREEK BRIDGES	\$1,696,756	\$1,357,405	\$339,351	FBR-ON/OFF LA 112	BRIDGE REPLACEMENT	Preservation Bridge (On System)	0.44
H.001925	8/8/12 0:00	LA 623: JCT. US 165 - DANIELS ROAD	\$973,638	\$778,911	\$194,728	STP<200K LA 623	AC OVERLAY/IN PLACE BASE	Urban Systems	2.1
H.006236	3/14/12 0:00	CHENEYVILLE ECHO ROAD BRIDGES I & II	\$973,632	\$778,905	\$194,726	FBROFF	BRIDGE REPLACEMENT	Preservation Bridge (Off System)	0
H.009135	12/12/12 0:00	VALENTINE LAKE ROAD BRIDGE	\$736,812	\$736,812	\$0	FLH	BRIDGE REPLACEMENT	Preservation Bridge (Off System)	0
H.009350	7/18/12 0:00	BOLTON AVENUE BIKE LANES	\$162,750	\$89,300	\$73,450	LOCAL RTP	CONSTRUCTION OF BIKE LANES ON CITY STREET SHOULDERS	Recreational Trails Program	0
H.009403	3/14/12 0:00	LA 623: WALL LANE - JCT. US 165	\$256,518	\$205,214	\$51,304	STPFLEX LA 623	PATCHING AND INSTALLING 2" ASPHALTIC WEARING COURSE	Maintenance	0.8
H.009424	5/30/12 0:00	US 71:LEFT TURN LN. IMPRVE. @ STERKX RD.	\$218,249	\$196,424	\$21,825	HSIP US 71	CONSTRUCTION OF POSITIVE OFFSET LEFT TURN LANE	Safety	0.16
H.009428	5/9/12 0:00	LA 3265 AND LA 115 MAINTENANCE OVERLAYS	\$708,046	\$0	\$708,046	NFA LA 3265, LA 115	PATCHING, COLD PLANNING AND INSTALLING 2"ASP WEARING COURSE	Maintenance OPER Efficiency/Motorist Assistance Transportation System Management	1.13
H.009452	3/1/12 0:00	US 165:TURN LANES @ COULEE & WESLEY	\$252,000	\$0	\$252,000	STCASH US 165	RT TURN LANE @COULEE CROSSING & LT TURN LANE @WESLEY CIRCLE	OPER Efficiency/Motorist Assistance Transportation System Management	0.64
H.009478	5/30/12 0:00	US 165: FRONTAGE RD IMPR	\$447,581	\$358,065	\$89,516	NHS US 71	MIN WIDENING OF W FRONTAGE RD INTERSECTION & CONST RT TURN L	OPER Efficiency/Motorist Assistance Transportation System Management	0.12
H.009495	7/11/12 0:00	LA 1203: JCT. US 71 - JCT. US 167	\$361,789	\$289,432	\$72,358	STPFLEX LA 1203	PATCH & OVERLAY	Preservation Preventive Maintenance	1.33
H.009541	11/14/12 0:00	US 71:LEFT TURN LANES AT HOLSUM BAKERY	\$188,363	\$150,691	\$37,673	STPFLEX US 71	LEFT TURN LANE IMPROVEMENTS	OPER Efficiency/Motorist Assistance Transportation System Management	0.2
H.009779	12/12/12 0:00	PREVENT MAINT: DISTRICT 08 RAPIDES PAR.	\$1,012,279	\$569,989	\$442,290	STPFLEX NFA LA 112, US 167,	PATCH, COLD PLANE AND OVERLAY	Preservation Preventive Maintenance	2.62
H.009808	3/14/12 0:00	DIST 07&08 TRAFFIC RECORDER REPLACEMENT	\$93,761	\$75,008	\$18,752	STPFLEX I-10, US 71, LA 2	REPLACING RECORDERS DAMAGED DURING PRESERVATION PROJECTS	Preservation Non-Interstate on NHS & STP System	0
H.009874	5/3/12 0:00	UP (MCNARY) EAST CADY AVE.	\$59,442	\$29,721	\$29,721	LOCAL RAIL HE	INSTALL CONCRETE CROSSING W/ UP IMPROVE APPROACHES	Railroads	0
H.001899	1/9/13 0:00	CALCASIEU RIVER - JCT US 165	\$2,584,747	\$2,067,797	\$516,949	STPFLEX LA 113	CTB & OVERLAY	Preservation Non-Interstate on NHS & STP System	6.44
H.002670	6/12/13 0:00	LA 488:JCT. LA 112 - VALENTINE LAKE ROAD	\$2,156,769	\$1,725,415	\$431,354	STPFLEX LA 488	CTB & OVERLAY	Preservation Non-Interstate NFA	6.33
H.007876	12/11/13 0:00	BAYOU BOEUF BRIDGE	\$1,193,927	\$955,142	\$238,785	FBROFF LA 1177	BRIDGE REPLACEMENT	Preservation Bridge (On System)	0.12
H.009435	1/9/13 0:00	LA 3144: INTERSECT. IMPROVEMENT @ LA 28	\$160,000	\$144,000	\$16,000	HSIP LA 3144	WIDENING LA 3144 FOR TWO TURN LANES AND ONE THROUGH LANE	Safety	0.08
H.009449	8/19/13 0:00	VARIOUS ROADS:SIGNING (RAPIDES)	\$95,000	\$0	\$95,000	SATRANS	SIGNAGE	Safety Local Roads Safety	0
H.009544	4/10/13 0:00	LA 470: S JCT US 71 - N JCT US 71	\$1,697,992	\$0	\$1,697,992	NFABOND LA 470	CTB AND OVERLAY	Preservation Non-Interstate NFA	4.21
H.010149	1/9/13 0:00	DONAHUE FERRY RD	\$1,284,654	\$1,027,724	\$256,931	STP<200K	BASE REHABILITATION AND OVERLAY	Urban Systems	2.71
H.010172	10/9/13 0:00	CITY OF ALEXANDRIA SIDEWALK IMPROVEMENTS	\$1,471,291	\$1,177,033	\$294,258	STP<200K LA 28-X	SIDEWALK IMPROVEMENTS	Urban Systems	1.23
H.010321	11/13/13 0:00	US 167: PURPLE HEART BRIDGE - US 165	\$556,033	\$444,826	\$111,207	STPFLEX US 167	PATCHING AND JOINT & CRACK SEALING OF PCCP	Preservation Non-Interstate on NHS & STP System	3.84
H.010372	8/14/13 0:00	LA 457:JCT US 71-239' N OF TIGER LAKE RD	\$1,946,790	\$0	\$1,946,790	NFABOND LA 457	CTB & OVERLAY	Preservation Non-Interstate NFA	5.45
H.010373	11/13/13 0:00	LA 497: 7TH AVE - JCT LA 112	\$1,914,295	\$0	\$1,914,295	NFABOND LA 497	STABIZE BASE AND OVERLAY	Preservation Non-Interstate NFA	5.7
H.006228	3/12/14 0:00	BRIDGE OVER BAYOU BOEUF	\$743,738	\$594,991	\$148,748	FBROFF	BRIDGE REPLACEMENT	Preservation Bridge (Off System)	0
H.007005	3/12/14 0:00	CENTRAL STATE HOSPITAL STREETS	\$796,622	\$637,298	\$159,324	FBR-ON/OFF US 71	REHABILITATE AND OVERLAY CERTAIN STREETS AND PARKING AREAS	Other/Miscellaneous	0.36
H.009516	5/14/14 0:00	LA 1177: AVOYELLES PARISH - JCT. US 71	\$611,086	\$0	\$611,086	NFABOND LA 1177	STABILIZE BASE & OVERLAY	Preservation Non-Interstate NFA	1.3
H.009539	3/12/14 0:00	I-49: NORTH OF LA 181 - NORTH OF LA 498	\$7,616,870	\$7,195,051	\$421,819	HSIP NHPP I-49	CRACK SEALING, PCCP PATCH & U-SEALING	Preservation Interstate, Safety	34.21
H.010193	10/8/14 0:00	ALEXANDRIA ITS PHASE 1	\$1,545,155	\$1,236,124	\$309,031	NHPP I-49	ITS DEPLOYMENT AS PER REGIONAL ARCHITECTURE	OPER Efficiency/Motorist Assistance ITS	9
H.010280	12/10/14 0:00	US 167: LEFT TURN LANE SB FROM LA 28	\$1,557,188	\$1,401,469	\$155,719	HSIP US 167	INSTALLATION OF AN ADDITIONAL LEFT TURN LANE	Safety	0.38
H.010322	6/25/14 0:00	LA 28: LA 3144 - LA 1205	\$1,063,829	\$851,064	\$212,766	NHPP LA 28	MICROSURFACING	Preservation Preventive Maintenance	4.25
H.010349	6/25/14 0:00	US 165: HORSESHOE DR - US 71	\$734,999	\$587,999	\$147,000	NHPP US 165	PATCH, COLD PLANE, AND OVERLAY	Time	1.04
H.010367	4/9/14 0:00	LA 463: 221' S OF VERNON P/L - LA 121	\$1,659,929	\$1,327,944	\$331,986	STPFLEX LA 463	CTB AND OVERLAY	Preservation Non-Interstate on NHS & STP System	3.83
H.010425	3/26/14 0:00	LA 28: TURN LANES @ CLOVERLEAF BLVD	\$536,307	\$482,676	\$53,631	HSIP LA 28	CONSTRUCTION OF DOUBLE LEFT AND RIGHT TURN AT CLOVERLEAF BLVD	Safety	0.14
H.010490	5/14/14 0:00	I-49: 0.66 MI E LA 1200 - 0.36 MI N LA 8	\$4,953,481	\$4,458,133	\$495,348	STPFLEX NHPP LA 8-S, I-49	PATCH, COLD PLANE, & OVERLAY ROADWAY	Preservation Interstate	4.62
H.010492	2/12/14 0:00	I-49: 0.36 MI N LA 8 - NATCHITOCHE P/L	\$744,350	\$694,540	\$49,809	NHPP HSIP I-49	CRACK SEALING, PCCP PATCH&U-SEALING	Safety Preservation Interstate	5.25
H.011060	6/25/14 0:00	LA 461: CALCASIEU - LA 121	\$1,820,744	\$0	\$1,820,744	NFABOND LA 461	STABILIZE AND OVERLAY	Preservation Non-Interstate NFA	4.84
H.011062	7/9/14 0:00	LA 1203:US 71-0.27 MI W HICKORY HILL RD	\$1,622,327	\$92,972	\$1,529,355	STPFLEX NFABO LA 1203	STABILIZE & OVERLAY	Preservation Non-Interstate NFA, Preservation Non-Interstate on NHS & STP System	3.37
H.011169	10/8/14 0:00	US 165: ALLEN P/L- 0.312 S OF ASHMORE NB	\$2,220,979	\$1,776,783	\$444,196	NHPP US 165	PATCH, COLD PLANE, AND OVERLAY	Time	4.73
H.000792	6/24/15 0:00	DIST 08 BRIDGE DK OVERLAYS & PAINTING	\$10,528,638	\$8,422,911	\$2,105,728	STPFLEX LA 111, LA 115,	BRIDGE DECK EPOXY OVERLAYS & PAINTING	Preservation Bridge Preventive Maintenance	2.21
H.003476	6/10/15 0:00	LA 8 TO LA 6 (I-49 SIGNING)	\$1,088,351	\$1,088,351	\$0	NHPP I-49	INTERSTATE SIGNING	OPER Efficiency/Motorist Assistance Traffic Control Devices	35.24
H.008259	10/14/15 0:00	LA 1204: 0.369 MI E SPRINGHILL RD-US 165	\$1,004,296	\$803,436	\$200,859	STP<200K LA 1204	AC OVERLAY/INPLACE BASE	Urban Systems	0.92
H.009555	5/27/15 0:00	LA 1199: LA 112 - LA 121	\$3,033,768	\$2,427,014	\$606,754	STPFLEX LA 1199	CTB AND OVERLAY	Preservation Non-Interstate NFA	6.84

H.010014	9/9/15 0:00	LA 1 OVER I-49 BRIDGE REHABILITATION	\$5,717,877	\$4,574,301	\$1,143,575	STPFLEX	LA 1	BRIDGE OVERPASS REHABILITATION	Preservation Bridge (On System)	0.02
H.010488	6/24/15 0:00	I-49: 0.32 MI S LA 181-0.44 MI N US 167	\$2,095,451	\$1,816,457	\$278,993	STPFLEX NHPP	LA 181, I-49	PATCH, COLD PLANE, & OVERLAY(MAINLINE SHOULDERS & RAMPS)	Preservation Interstate, Preservation Non-Interstate on NHS & STP System	5.89
H.010777	8/12/15 0:00	US 71: TURN LANES FOR LEE ST & RANDOM DR	\$951,575	\$856,417	\$95,157	HSIP	US 71	CONSTRUCTION OF POSITIVE OFFSET LEFT TURN LANE ON US 71	Safety	0.36
H.010821	12/16/15 0:00	US 71:WIDENING OF SERVICE RD CONNECTIONS	\$1,059,300	\$847,440	\$211,860	NHPP	US 71	WIDEN EXISTING SERVICE ROAD CONNECTIONS	OPER Efficiency/Motorist Assistance Transportation System Management	3.34
H.010894	8/12/15 0:00	US 165: RIGHT TURN LANE AT LA 112	\$387,242	\$339,681	\$47,561	NHPP HSIP	US 165	CONSTRUCT RIGHT TURN LANE ON US 165 TO THE INTERSECT LA 112	Safety OPER Efficiency/Motorist Assistance Transportation System Management	0.11
H.011068	1/14/15 0:00	LA 454: AVOYELLES P/L - LA 107	\$4,095,725	\$0	\$4,095,725	NFABOND	LA 454	STABILIZE AND OVERLAY	Preservation Non-Interstate NFA	6.94
H.011154	6/24/15 0:00	US 71 AND LA 3170 TURN LANES	\$507,577	\$406,062	\$101,515	STPFLEX NHPP	LA 3170, US 71	ADD TURN LANE AND INSTALL CONCRETE ISLAND	OPER Efficiency/Motorist Assistance Transportation System Management	0.49
H.011292	5/27/15 0:00	ER REPLACEMENT RPMS - I-49 & US 167	\$336,127	\$0	\$336,127	SATRANS	I-49, US 167	REPLACEMENT OF RAISED PAVEMENT MARKINGS	Safety	27.57
H.011354	11/18/15 0:00	LA 107: STILLLEY RD & PINEGROVE INT IMP	\$471,284	\$377,027	\$94,257	STPFLEX	LA 107	RE-STRIPE LA 107 AT PINEGROVE FOR RIGHT TURN LN AND CONST RD	OPER Efficiency/Motorist Assistance Transportation System Management	0.47
H.011768	6/15/15 0:00	ALEXANDRIA MPO AERIAL PHOTOGRAPHY						AERIAL PHOTOGRAPHY	Urban Systems	0
H.011953	11/17/15 0:00	ALEX MPO ROADWAY DATA COLLECTION						DATA COLLECTION	Urban Systems	0
H.004823	4/13/16 0:00	3RD ST ENHANCEMENTS-ST JAMES TO BROADWAY	\$0	\$0	\$0	DEMO	LA 1	ENHANCEMENT	DEMO/High Priority	0.67
H.008265	11/16/16 0:00	SUGARHOUSE RD. RECONSTRUCTION	\$3,767,866	\$3,014,292	\$753,573	STP<200K	LA 3250-P	RECONSTRUCT	Urban Systems	2.03
H.009707	7/13/16 0:00	LA 112: LA 113 - E DAVIS ROAD	\$2,938,216	\$2,938,216	\$0	STPFLEX	LA 112	STABILIZE AND OVERLAY	Preservation Non-Interstate on NHS & STP System	7.19
H.011302	6/22/16 0:00	LA 28: LEFT TURN LANES AT LA 116	\$1,139,343	\$1,025,409	\$113,934	HSIP	LA 28	LEFT TURN LANE ON LA 28 AT THE INTERSECTION OF LA 116	Safety	0.34
H.011538	6/29/16 0:00	MOTORIST ASSISTANCE PATROL STATEWIDE	\$17,161,481	\$13,729,185	\$3,432,296	STP<200K NHPP STP>200k		MOTORIST ASSISTANCE	Urban Systems OPER Efficiency/Motorist Assistance ITS	0
H.011580	7/13/16 0:00	LA 181: EVANGELINE PARISH LINE TO US 71	\$1,715,363	\$0	\$1,715,363	NFA	LA 181	STABILIZE AND OVERLAY	Preservation Non-Interstate NFA	3.65
H.011659	6/8/16 0:00	LA 28: TURN LANE IMPROVEMENTS	\$501,720	\$451,548	\$50,172	HSIP	LA 28	TURN LANE IMP AT HEYMAN LANE AND GEORGETOWN DRIVE	Safety	0.37
H.011753	12/14/16 0:00	HIGHLAND DRIVE ROADWAY IMPROVEMENTS	\$392,639	\$314,111	\$78,528	STP<200K		REHABILITATION	Urban Systems	0
H.012090	8/10/16 0:00	LA 1208-3: LA 488 TO US 71	\$985,597	\$788,477	\$197,119	STP<200K	LA 1208-3	PATCH CONCRETE PAVEMENT, RESEAL JOINTS	Preservation Preventive Maintenance	1.78
H.012104	11/16/16 0:00	US 167: LA 1250- US 165	\$1,182,428	\$945,942	\$236,486	NHPP	US 167	PATCH CONCRETE ROADWAY, COLD PLANE AND OVERLAY SHOULDERS	Preservation Non-Interstate on NHS & STP System	3.02
H.012158	6/22/16 0:00	LA 1207: CROSS DRAIN REPLACE (RAPIDES)	\$290,952	\$296,761	\$74,190	STPFLEX	LA 1207	REPLACE UNDERSIZED CMPA CROSS DRAIN WITH 2 RCBS	OPER Efficiency/Motorist Assistance Roadway Flooding	0.07
H.012194	10/12/16 0:00	US 167: CABLE BARRIERS RAPIDES PARISH	\$1,100,843	\$1,100,843	\$0	HSIP	US 167	INSTALL CABLE BARRIER SYSTEM	Safety	9.66
H.012719	12/14/16 0:00	LA 3170: KCS RR XING (RAPIDES)	\$137,737	\$68,869	\$68,869	STPFLEX LOCAL	LA 3170	REPLACE RAILROAD CROSSING SURFACE; PREEMPTION	Railroads	0.03
H.001923	7/12/17 0:00	FLAGON BAYOU BRIDGE	\$1,954,143	\$1,954,143	\$0	STPFLEX	LA 623	BRIDGE REPLACEMENT	Preservation Bridge (On System)	0.24
H.008278	8/16/17 0:00	US 71: UP RR OVERPASS NEAR TIOGA	\$11,067,709	\$11,067,709	\$0	NHPP	US 71	BRIDGE REPLACEMENT	Preservation Bridge (On System)	0.4
H.009556	1/11/17 0:00	LA 107: LA 454 - 320' S OF ESTATE DRIVE	\$2,245,348	\$1,796,279	\$449,070	STPFLEX	LA 107	STABILIZE BASE AND OVERLAY	Preservation Non-Interstate on NHS & STP System	5.23
H.009720	8/9/17 0:00	LA 1250: PINEVILLE URBAN STREETSCAPING	\$357,472	\$216,000	\$141,472	TAP<200K LO	LA 1250	SIDEWALK WITH LIGHTING, LANDSCAPE & SUBSURFACE DRAINAGE	Enhancements	0.32
H.011306	2/1/17 0:00	ROBBINS RD: UP RR XING (FOREST HILL)	\$307,047	\$307,047	\$0	RAIL PD		INSTALL FLASHING LIGHTS, GATES & BELLS	Railroads	0
H.011754	9/13/17 0:00	ALEXANDRIA STREET IMPROVEMENTS PHASE 2	\$2,499,650	\$1,999,720	\$499,930	STP<200K		REHABILITATION	Urban Systems	0
H.012137	5/10/17 0:00	LA 121: LA 28 TO LA 496	\$2,083,756	\$0	\$2,083,756	NFA	LA 121	STABILIZE AND OVERLAY	Preservation Non-Interstate NFA	4.07
H.012139	1/11/17 0:00	LA 462: LA 112 TO W RIVER ROAD	\$1,681,409	\$0	\$1,681,409	NFA	LA 462	STABILIZE AND OVERLAY	Preservation Non-Interstate NFA	4.65
H.012142	7/12/17 0:00	LA 119: LA 8 TO CATHOLIC CHURCH RD	\$2,537,293	\$2,029,835	\$507,459	NFA	LA 119	STABILIZE AND OVERLAY	Preservation Non-Interstate NFA	5.77
H.012524	11/8/17 0:00	LA 28W @ JOHN ALLISON DR:RIGHT TURN LANE	\$192,914	\$154,331	\$38,583	STP<200K	LA 28	ADDING TURN LANE	Urban Systems	0.11
H.012548	7/12/17 0:00	LA 107: EAST OF PINEGROVE DR -EAST OF RR	\$245,668	\$196,534	\$49,134	STPFLEX	LA 107	CONCRETE REHAB, PATCH AND JOINT SEALING	Preservation Preventive Maintenance	0.82
H.012651	2/8/17 0:00	I-49: PAVEMENT MARKING REPLACEMENT II	\$944,080	\$944,080	\$0	NHPP	I-49	PAVEMENT MARKING REPLACEMENT	OPER Efficiency/Motorist Assistance Traffic Control Devices	15.07
H.012829	7/12/17 0:00	LA 3170:KCS RR XING PREEMPTION (RAPIDES)	\$25,000	\$25,000	\$0	STPFLEX	LA 3170	RR BORING FOR PREEMPTION	Railroads	0.03
H.012833	4/27/17 0:00	US 165-X: JACKSON AT THORN RD PIPE REP	\$146,183	\$0	\$146,183	STCASH	US 165-X	RELAYING PIPE, ADJUSTING MANHOLE, AND PATCHING ROADWAY	Other/Miscellaneous	0.02
H.002672	10/10/18 0:00	JACKSON(LA 1208-3) @HORSESHOE ROUNDABOUT	\$1,836,940	\$1,836,940	\$0	STPFLEX	LA 488, LA 1208	INTERSECTION IMPROVEMENT	OPER Efficiency/Motorist Assistance Transportation System Management	0.41
H.009299	8/8/18 0:00	CITY OF ALEXANDRIA SIDEWALKS	\$633,235	\$633,235	\$0	SR2S		SIDEWALK CONSTRUCTION, MARKINGS, ADA IMPROVEMENTS	Safety Safety Routes To School	0
H.009723	5/30/18 0:00	WOODWORTH SIDEWALK IMPROVEMENTS PH 3	\$385,501	\$238,100	\$147,401	LOCAL TAP<5K		SIDEWALKS AND RELATED WORK	Enhancements	0
H.009852	7/11/18 0:00	MASONIC DRIVE CORRIDOR ENHANCEMENT, PH 3	\$597,247	\$546,600	\$50,647	LOCAL TAP<200K		SIDEWALK W/LIGHTING & RELATED WORK	Enhancements	0
H.010355	11/14/18 0:00	LA 113: LA 112 - CALCASIEU RIVER	\$1,578,032	\$1,262,426	\$315,606	STP<5K	LA 113	CTB AND OVERLAY	Preservation Non-Interstate on STP System	3.4
H.011660	7/11/18 0:00	LA 3225: TURN LANES AT LA 623	\$1,256,485	\$1,256,485	\$0	HSIPPEN	LA 3225	CONSTRUCTION OF TURN LANES ON LA 3225 AT LA 623	Safety	0.27
H.012015	6/27/18 0:00	LA1,LA158 & US71 SIGN TRUSS & CANTILEVER	\$535,367	\$535,367	\$0	NHPP STPFLEX	LA 1, US 71, LA 158	SIGNING AND RELATED WORK	OPER Efficiency/Motorist Assistance Traffic Control Devices	0.05
H.012195	6/27/18 0:00	I-49: CABLE BARRIERS AVOYELLES & RAPIDES	\$6,928,533	\$0	\$6,928,533	SATRANS	I-49	INSTALL CABLE BARRIER SYSTEM.	Safety	63.27
H.012547	9/12/18 0:00	US 71: 230' N OF ANDREWS ST TO LA 498	\$3,419,432	\$2,735,546	\$683,886	NHPP	US 71	PATCH, MILL, AND OVERLAY	Preservation Non-Interst NHS	2.32
H.013245	6/26/18 0:00	MOTORIST ASSISTANCE PATROL (MAP)	\$2,212,029	\$1,769,623	\$442,406	STP>200K STP<200K NHPP		PROVIDE MOTORIST ASSISTANCE PATROL COVERAGE STATEWIDE	Urban Systems OPER Efficiency/Motorist Assistance ITS	0
H.013399	5/3/18 0:00	LA 1203: UP RR CROSSING (RAPIDES)	\$244,000	\$244,000	\$0	STPFLEX	LA 1203	FLASHING LIGHTS & GATES AND CWT (CONSTANT WARNING TIME)	Railroads	0.01
H.011203	10/24/19 0:00	PINEVILLE SRTS PROJ - PINEVILLE ELEM NI						EDUCATION & ENCOURAGEMENT ACTIVITIES PINEVILLE ELEMENTARY	Safety Safe Routes to Public Places	0
H.011204	10/24/19 0:00	ALEXANDRIA SRTS PROJECT - MARTIN PARK NI						EDUCATION AND ENCOURAGEMENT	Safety Safe Routes to Public Places	0
H.011505	5/8/19 0:00	ALEXANDRIA ITS PHASE 3	\$1,901,943	\$1,521,555	\$380,389	NHPP	US 165, LA 28, LA 107	INSTALLING CCTVS AND DMSS	OPER Efficiency/Motorist Assistance ITS	9.54
H.012963	4/10/19 0:00	CONCRETE PATCHING RAPIDES PARISH	\$1,518,065	\$1,214,452	\$303,613	NHPP STPFLEX	LA 623, LA 310	PCCP PATCHING, JOINT AND CRACK SEAL, CURB REPAIR	Preservation Preventive Maintenance	6.65
H.013440	9/20/19 0:00	POWELL & KARLA: UP RR XINGS (RAPIDES)	\$355,745	\$320,171	\$35,575	RAIL PD		INSTALL FLASHING LIGHTS, GATES & BELLS AT POWELL & KARLA	Railroads	0.02
H.013452	9/11/19 0:00	HORSESHOE DRIVE ROADWAY IMPROVEMENTS	\$1,348,755	\$1,079,004	\$269,751	STP<200K		ASPHALT REHABILITATION	Urban Systems	2.7
H.013568	4/10/19 0:00	I-49: PAVEMENT MARKING REPLACEMENT VII	\$386,551	\$386,551	\$0	NHPP	I-49	PAVEMENT MARKING REPLACEMENT	OPER Efficiency/Motorist Assistance Traffic Control Devices	25.08
H.013831	6/26/19 0:00	I-49 SERVICE ROADS REPAIR: RAPIDES (RT)	\$1,036,840	\$0	\$1,036,840	NFA	I-49	PATCH, MILL, AND OVERLAY	Road Transfer	2.85
H.013878	5/8/19 0:00	LA 28 SIGNAL PERFORMANCE MEASURES	\$207,110	\$207,110	\$0	NHPP	LA 28	TRAFFIC SIGNAL UPGRADE	OPER Efficiency/Motorist Assistance Traffic Control Devices	3.83
H.000577	2/12/20 0:00	US 165-X: KCS RAILWAY OVERPASS	\$1,919,787	\$1,535,830	\$383,957	STPFLEX	US 165-X	BRIDGE REMOVAL. REPLACE WITH AT GRADE CROSSING	Preservation Bridge (On System)	0.38
H.008263	3/11/20 0:00	LA 3144/SUSEK DRIVE ROUNDABOUT	\$1,067,676	\$1,067,676	\$0	HSIP	LA 3144	ROUNDABOUT	Safety	0.11
H.013153	4/22/20 0:00	I-49: PAVEMENT MARKING REPLACEMENT V	\$470,432	\$470,432	\$0	NHPP	I-49	PAVEMENT MARKING REPLACEMENT	OPER Efficiency/Motorist Assistance Traffic Control Devices	13.89
H.012559	5/13/2020 0:00	INDUSTRIAL PARK SITE ROAD REHAB	\$844,345	\$675,476	\$168,869	STP<200K		PATCHING, COLD PLANNING AND RESURFACING	Urban Systems	1.51
H.013856	5/13/2020 0:00	I-49 @ US 165: RAMP TRUSS REPLACEMENT	\$430,050	\$430,050	\$0	NHPP	I-49	SIGN UPGRADES	OPER Efficiency/Motorist Assistance Traffic Control Devices	0.38
H.013905	5/13/2020 0:00	US 167: PINEVILLE EXPWY PAVEMENT MARKING	\$515,711	\$515,711	\$0	NHPP	US 167	PAVEMENT MARKING REPLACEMENT	OPER Efficiency/Motorist Assistance Traffic Control Devices	9.66
H.014321	5/14/2020 0:00	LA 1208-2: INTERSECT AT US 71 SERVICE RD	\$65,065	\$0	\$65,065	STCASH	LA 1208-2	DRAINAGE REPLACEMENT	Other/Miscellaneous	0
H.013288	5/26/2020 0:00	LA 107: KCS RR XING (PINEVILLE)	\$300,490	\$150,245	\$150,245	LOCAL STPFLEX	LA 107	REPLACE RAILROAD CROSSING SURFACE	Railroads	0.05
H.011938	6/10/2020 0:00	I-49: 2 MILES N LA 3265 - 4 MILES N LA 1	\$1,988,131	\$1,988,131	\$0	NHPP	I-49	SIGNING AND RELATED WORK	OPER Efficiency/Motorist Assistance Traffic Control Devices	23.91
H.001581	11/18/2020 0:00	LA 28: US 167 - LA 3144	\$1,217,598	\$974,078	\$243,520	STP<200K	LA 28	CONCRETE PATCHING	Preservation Preventive Maintenance	1.13
H.014127	4/14/2021 0:00	LA 3128: J A WHELAN RD TO LA 107	\$199,925	\$0	\$199,925	NFA	LA 3128	THIN OVERLAY	Preservation Non-Interstate NFA	0.66
H.014324	4/14/2021 0:00	LA 3250: I-49 / UP RR OVERPASS REPAIR	\$1,067,081	\$170,733	\$896,348	STPFLEX REIMB	LA 3250	BRIDGE PRESTRESSED CONCRETE GIRDER REPAIR	Preservation Bridge (On System)	0.02

H.012931	6/9/2021 0:00	LA 3128: LA 107 TO LA 28	\$617,876	\$494,301	\$123,575	STPFLEX	LA 3128	MICROSURFACING	Preservation Preventive Maintenance	3.49
H.014167	9/22/2021 0:00	NORTH 16TH STREET BRIDGE REPLACEMENT	\$2,022,204	\$1,617,763	\$404,441	STP&It;200K-E STP&It;200K		BRIDGE REPLACEMENT	Urban Systems	0.07
H.013887	10/13/2021 0:00	RAPIDES AVE AND 3RD ST ROAD IMPROVEMENTS	\$3,015,047	\$2,412,038	\$603,009	STP&It;200K-E STP&It;200K		REHABILITATION	Urban Systems	2.66
H.012559	5/13/2020 0:00	INDUSTRIAL PARK SITE ROAD REHAB	\$844,345	\$675,476	\$168,869	STP&It;200K		PATCHING, COLD PLANNING AND RESURFACING	Urban Systems	1.51
H.013856	5/13/2020 0:00	I-49 @ US 165: RAMP TRUSS REPLACEMENT	\$430,050	\$430,050	\$0	NHPP	I-49	SIGN UPGRADES	OPER Efficiency/Motorist Assistance Traffic Control Devices	0.38
H.013905	5/13/2020 0:00	US 167: PINEVILLE EXPWY PAVEMENT MARKING	\$515,711	\$515,711	\$0	NHPP	US 167	PAVEMENT MARKING REPLACEMENT	OPER Efficiency/Motorist Assistance Traffic Control Devices	9.66
H.014321	5/14/2020 0:00	LA 1208-2: INTERSECT AT US 71 SERVICE RD	\$65,065	\$0	\$65,065	STCASH	LA 1208-2	DRAINAGE REPLACEMENT	Other/Miscellaneous	0
H.013288	5/26/2020 0:00	LA 107: KCS RR XING (PINEVILLE)	\$300,490	\$150,245	\$150,245	LOCAL STPFLEX	LA 107	REPLACE RAILROAD CROSSING SURFACE	Railroads	0.05
H.011938	6/10/2020 0:00	I-49: 2 MILES N LA 3265 - 4 MILES N LA 1	\$1,988,131	\$1,988,131	\$0	NHPP	I-49	SIGNING AND RELATED WORK	OPER Efficiency/Motorist Assistance Traffic Control Devices	23.91
H.001581	11/18/2020 0:00	LA 28: US 167 - LA 3144	\$1,217,598	\$974,078	\$243,520	STP&It;200K	LA 28	CONCRETE PATCHING	Preservation Preventive Maintenance	1.13
H.014127	4/14/2021 0:00	LA 3128: J A WHELAN RD TO LA 107	\$199,925	\$0	\$199,925	NFA	LA 3128	THIN OVERLAY	Preservation Non-Interstate NFA	0.66
H.014324	4/14/2021 0:00	LA 3250: I-49 / UP RR OVERPASS REPAIR	\$1,067,081	\$170,733	\$896,348	STPFLEX REIMB	LA 3250	BRIDGE PRESTRESSED CONCRETE GIRDER REPAIR	Preservation Bridge (On System)	0.02
H.012931	6/9/2021 0:00	LA 3128: LA 107 TO LA 28	\$617,876	\$494,301	\$123,575	STPFLEX	LA 3128	MICROSURFACING	Preservation Preventive Maintenance	3.49
H.014167	9/22/2021 0:00	NORTH 16TH STREET BRIDGE REPLACEMENT	\$2,022,204	\$1,617,763	\$404,441	STP&It;200K-E STP&It;200K		BRIDGE REPLACEMENT	Urban Systems	0.07
H.013887	10/13/2021 0:00	RAPIDES AVE AND 3RD ST ROAD IMPROVEMENTS	\$3,015,047	\$2,412,038	\$603,009	STP&It;200K-E STP&It;200K		REHABILITATION	Urban Systems	2.66

NOTE: The following major STP50-200K projects listed in the MPOs FFY2019-2022 Transportation Improvement Program were completed or on schedule to be

completed prior to the effective date of the FFY2023-2026 TIP:

- H.013452 Horseshoe Drive Roadway Improvements (2019)
- H.012559 Industrial Park Site Road Rehabilitation (2020)
- H.972358 Metropolitan Transportation Plan 2020 Update (2020)
- H.013887 Rapides Avenue & Third Street Road Improvements (2021)
- H.014167 North 16th Bridge Replacement (2021)
- H.014536 College Drive Panel Replacement (2022)
- H.014311 Alex Bike/Ped Program (BPP) Implementation Phase I (2022)
- L.000062 Motorist Assistance Patrol (2019, 2020, 2021, 2022)

NOTE: The following major STP50-200K projects listed in the MPOs FFY2019-2022 Transportation Improvement Program were delayed and/or still underway by the effective date of the FFY2023-2026 TIP:

H.972373 MPA Stormwater Study (2020)

Reason: Limited DOTD FY funding resulting in MPO delaying execution of project timeline and limited scope. Recently resolved, project on schedule to be completed early 2023.

**Highway Element FFY2023 - FFY2026
Transportation Improvement Program
Alexandria - Pineville Metropolitan Planning Area
(Financially Constrained)**

Project: H.011194 PINEVILLE ELEMENTARY SIDEWALKS

Route: US 165-X Cntrl Section: 015-01 Beg Log Mile: 0.00 End Log Mile: 0.00 Parish: RAPIDES Non-State Road: MAIN STREET
000-40

Remarks	Type Improvement	Work Type
DOTD TO PROVIDE MATCH	SIDEWALKS, SIGNING & STRIPING	SA SR

Project Phase	Project Cost	Total Cost (w/CE&I+IDC)	Federal Share	Fund	Year	Sponsor
ENGINEERING	\$146,000.00		\$160,800.00	\$128,480.00	HSIPPEN	2023
CONSTRUCTION	\$827,000.00		\$909,700.00	\$727,760.00	HSIPPEN	DOTD
Total Cost	\$973,000.00		\$1,070,300.00	\$856,240.00		

Project: H.014788 LA 623: US 165 TO CAMP LIVINGSTON RD

Route: LA 623 Cntrl Section: 149-02 Beg Log Mile: 0.00 End Log Mile: 0.00 Parish: RAPIDES Non-State Road:

Remarks	Type Improvement	Work Type
DOTD TO PROVIDE MATCH	ASPHALT SURFACE TREATMENT	PR PM

Project Phase	Project Cost	Total Cost (w/CE&I+IDC)	Federal Share	Fund	Year	Sponsor
CONSTRUCTION	\$204,000.00		\$224,400.00	\$179,520.00	STPFLEX	2023
Total Cost	\$204,000.00		\$224,400.00	\$179,520.00		

Project: H.015314 LA 1:RAPIDES STATION - I-49 BRIDGE

Route: LA 1 Cntrl Section: 053-01 Beg Log Mile: 0.00 End Log Mile: 0.00 Parish: RAPIDES Non-State Road:
LA 1 053-01
I-49 455-05

Remarks	Type Improvement	Work Type
DOTD TO PROVIDE MATCH	PATCH, MILL, OVERLAY	PR NS

Project Phase	Project Cost	Total Cost (w/CE&I+IDC)	Federal Share	Fund	Year	Sponsor
CONSTRUCTION	\$3,458,000.00		\$3,803,800.00	\$3,043,040.00	STGEN	2024
Total Cost	\$3,458,000.00		\$3,803,800.00	\$3,043,040.00		

Project: H.014067 VALENTINE LAKE ROAD

Route: Cntrl Section: 000-40 Beg Log Mile: 0.00 End Log Mile: 0.00 Parish: RAPIDES Non-State Road:

Remarks	Type Improvement	Work Type
DOTD TO PROVIDE MATCH	PATCHING & OVERLAY	PR PM

Project Phase	Project Cost	Total Cost (w/CE&I+IDC)	Federal Share	Fund	Year	Sponsor
CONSTRUCTION	\$1,449,000.00		\$1,593,900.00	\$1,275,120.00	FLH / LOCAL	2024
ENGINEERING	\$116,000.00					DOTD
Total Cost	\$1,565,000.00		\$1,593,900.00	\$1,275,120.00		

Project: H.014647 ELLIOT ST. REHAB: MACARTHUR DR TO I-49

Route: Cntrl Section: 000-40 Beg Log Mile: 0.00 End Log Mile: 0.00 Parish: RAPIDES Non-State Road: ELLIOT ST

Remarks	Type Improvement	Work Type
CITY OF ALEXANDRIA TO PROVIDE MATCH	ROADWAY RECONSTRUCTION	URBAN SYSTEMS

Project Phase	Project Cost	Total Cost (w/CE&I+IDC)	Federal Share	Fund	Year	Sponsor
CONSTRUCTION	\$1,780,000.00		\$1,958,000.00	\$1,566,400.00	STP50-200K	2024
Total Cost	\$1,780,000.00		\$1,958,000.00	\$1,566,400.00		

Project: H.015963 US 165: RED RIVER MB PED GATES (JACKSON ST)

Route: US 165-X Cntrl Section: 015-01 Beg Log Mile: 0.00 End Log Mile: 0.00 Parish: RAPIDES Non-State Road: JACKSON ST

Remarks	Type Improvement	Work Type
	STRUCTURAL, MECHANICAL, ELECTRICAL	OE MB

Project Phase	Project Cost	Total Cost (w/CE&I+IDC)	Federal Share	Fund	Year	Sponsor
ENGINEERING	\$165,000.00		\$181,500.00	\$145,200.00	STPFLEX	2025
CONSTRUCTION	\$230,000.00		\$253,000.00	\$202,400.00	STPFLEX	2025
Total Cost						DOTD

Total Cost	\$395,000.00	\$434,500.00	\$347,600.00
------------	--------------	--------------	--------------

Project: H.015272 US 165: INTERSECTION IMPROVEMENTS

Route: US 165 Cntrl Section: 015-02 Beg Log Mile: 0.00 End Log Mile: 0.00 Parish: RAPIDES Non-State Road: JACKSON ST

Remarks	Type Improvement	Work Type
	ADD AND IMPROVE TURN LANES	OE TS

Project Phase	Project Cost	Total Cost (w/CE&+HDC)	Federal Share	Fund	Year	Sponsor
CONSTRUCTION	\$700,000.00	\$770,000.00	\$616,000.00	NHPP	2025	DOTD
Total Cost	\$700,000.00	\$770,000.00	\$616,000.00			

Project: H.015763 US 165: 260' N OF LOWES DR - FRONTAGE RD

Route: US 165 Cntrl Section: 015-30 Beg Log Mile: 0.00 End Log Mile: 0.00 Parish: RAPIDES Non-State Road: JACKSON ST

Remarks	Type Improvement	Work Type
	PCC PATCHING, PATCHING, MILLING, OVERLAY	PR NH

Project Phase	Project Cost	Total Cost (w/CE&+HDC)	Federal Share	Fund	Year	Sponsor
CONSTRUCTION	\$1,000,000.00	\$1,100,000.00	\$880,000.00	NHPP	2025	DOTD
Total Cost	\$1,000,000.00	\$1,100,000.00	\$880,000.00			

Project: H.011504 ALEXANDRIA ITS PHASE 2

Route: US 167
US 71 Cntrl Section: 023-01
840-43 Beg Log Mile: 0.00 End Log Mile: 0.00 Parish: RAPIDES Non-State Road: JACKSON ST

Remarks	Type Improvement	Work Type
	INSTALLING BRIDGE ADVISORIES, CCTVS, AND DMSS	OE IT

Project Phase	Project Cost	Total Cost (w/CE&+HDC)	Federal Share	Fund	Year	Sponsor
FEASIBILITY	\$71,000.00	\$78,100.00	\$62,480.00	NHPP	2025	DOTD
ENGINEERING	\$368,000.00	\$404,800.00	\$323,840.00	NHPP		
CONSTRUCTION	\$2,839,000.00	\$3,122,900.00	\$2,498,320.00	STP50-200K		
Total Cost	\$3,278,000.00	\$3,605,800.00	\$2,884,640.00			

Project: H.014984 LIBUSE CUTOFF RD OVER FLAGON BAYOU

Route: Cntrl Section: 000-40 Beg Log Mile: 0.00 End Log Mile: 0.00 Parish: RAPIDES Non-State Road: LIBUSE CUTOFF RD

Remarks	Type Improvement	Work Type
	BRIDGE REPLACEMENT NO NEW ALIGNMENT	PR BO

Project Phase	Project Cost	Total Cost (w/CE&+HDC)	Federal Share	Fund	Year	Sponsor
ENGINEERING	\$207,000.00	\$227,700.00	\$182,160.00	FBROFF	2026	DOTD
CONSTRUCTION	\$618,000.00	\$679,800.00	\$543,840.00	FBROFF		
Total Cost	\$825,000.00	\$907,500.00	\$726,000.00			

Project: H.015124 PARDUE RD, US 165 & LA 116 XINGS (RAPIDES)

Route: US 165
LA 116 Cntrl Section: 015-02
153-01
000-40 Beg Log Mile: 0.00 End Log Mile: 0.00 Parish: RAPIDES Non-State Road: PARDUE RD

Remarks	Type Improvement	Work Type
RAIL HE WITH TTF OR RR 10% MATCH	UPGRADE SIGNS & REMOVE 2 CROSSINGS	RR

Project Phase	Project Cost	Total Cost (w/CE&+HDC)	Federal Share	Fund	Year	Sponsor
CONSTRUCTION	\$125,000.00	\$137,500.00	\$110,000.00	RAIL HE	2026	DOTD
Total Cost	\$125,000.00	\$137,500.00	\$110,000.00			

Project: H.011565 I-49: N OF LA 498 TO 0.66 MI E LA 1200

Route: I-49 Cntrl Section: 455-05
000-40 Beg Log Mile: 0.00 End Log Mile: 0.00 Parish: RAPIDES Non-State Road:

Remarks	Type Improvement	Work Type
	PATCH, MILL, OVERLAY (I-49 MAINLINE, SHOULDERS & RAMPS) & SIDE	PR I

Project Phase	Project Cost	Total Cost (w/CE&+HDC)	Federal Share	Fund	Year	Sponsor
---------------	--------------	------------------------	---------------	------	------	---------

CONSTRUCTION	\$7,740,000.00	\$8,514,000.00	\$6,811,200.00	NHPP	2026	DOTD
Total Cost	\$7,740,000.00	\$8,514,000.00	\$6,811,200.00			

Project: H.007538 LA 498: ENGLAND AIRPARK TO LA 1 GATEWAY

Route: LA 498 Cntrl Section: 840-22 Beg Log Mile: 0.00 End Log Mile: 0.00 Parish: RAPIDES Non-State Road: BAYOU RAPIDES

Remarks	Type Improvement	Work Type
	SIDEWALKS AND LANDSCAPING	RT EN

Project Phase	Project Cost	Total Cost (w/CE&I+DC)	Federal Share	Fund	Year	Sponsor
CONSTRUCTION	\$1,720,000.00	\$1,892,000.00	\$1,513,600.00	NHPP	2026	DOTD
	\$928,000.00	\$1,020,800.00	\$816,640.00	TAP50-2001		
Total Cost	\$2,648,000.00	\$2,912,800.00	\$2,330,240.00			

Project: H.015859 LA 1208-1 SIDEWALK IMPROVEMENTS

Route: LA 1208-1 Cntrl Section: 840-48 Beg Log Mile: 0.00 End Log Mile: 1.80 Parish: RAPIDES Non-State Road: WILLOW GLEN RIVER RD

Remarks	Type Improvement	Work Type
	RECONSTRUCTION OF APPROXIMATELY 9,500 LF OS SIDEWALK FOR ADA, WILLOW GLEN RIVER RD (LA1208-1)	OPER EFFICIENCY/MOTORIST ASSISTANCE, AMERICANS WITH DISABILITIES ACT

Project Phase	Project Cost	Total Cost (w/CE&I+DC)	Federal Share	Fund	Year	Sponsor
UTILITY RELOCATION	\$160,000.00	\$160,000.00	\$128,000.00	STPFLEX	2026	DOTD
CONSTRUCTION	\$2,100,000.00	\$2,310,000.00	\$1,848,000.00	STPFLEX	2026	DOTD
Total Cost	\$2,260,000.00	\$2,470,000.00	\$1,976,000.00			

Project: H.012641 DISTRICT 08 FLASHING YELLOW ARROW PART 2

Route: Cntrl Section: 000-98 Beg Log Mile: 0.00 End Log Mile: 0.00 Parish: DISTRICTWIDE 08 Non-State Road: DISTRICT 08 CONTROLLER UPGRADES

Remarks	Type Improvement	Work Type
	TRAFFIC SIGNAL UPGRADES	OPER EFFICIENCY/MOTORIST ASSISTANCE, TRAFFIC CONTROL DEVICES

Project Phase	Project Cost	Total Cost (w/CE&I+DC)	Federal Share	Fund	Year	Sponsor
CONSTRUCTION	\$4,200,000.00	\$4,620,000.00	\$449,570.00	STPFLEX / HSIPPEN	2025	DOTD
Total Cost	\$4,200,000.00	\$4,620,000.00	\$449,570.00			

Project: H.015633 COA ASPHALTIC REHAB - PHASE III

Route: Cntrl Section: Beg Log Mile: 0.00 End Log Mile: 0.00 Parish: RAPIDES Non-State Road: HUDSON BLVD. EAST TEXAS AVE. BROADWAY AVE. DALLAS AVE. LEE ST. WASHINGTON ST. RIVER PORT RD.

Remarks	Type Improvement	Work Type
CITY OF ALEXANDRIA TO PROVIDE MATCH	OVERLAY	PRESERVATION, NON-INTERSTATE

Project Phase	Project Cost	Total Cost (w/CE&I+DC)	Federal Share	Fund	Year	Sponsor
CONSTRUCTION	\$2,800,000.00	\$3,220,000.00	\$2,576,000.00	STP50-200K	2028	COA
Total Cost	\$2,800,000.00	\$3,220,000.00	\$2,576,000.00			

Project: H.011565 I-49: N OF LA 498 TO 0.66 MI E LA 1200

Route: I-49 Cntrl Section: 455-05 Beg Log Mile: 36.09 End Log Mile: 42.22 Parish: RAPIDES Non-State Road: RAPIDES STATION ROAD

Remarks	Type Improvement	Work Type
	PATCH, MILL, OVERLAY (I-49 MAINLINE, SHOULDERS & RAMPS) & SIDE	PRESERVATION, INTERSTATE

Project Phase	Project Cost	Total Cost (w/CE&I+DC)	Federal Share	Fund	Year	Sponsor
CONSTRUCTION	\$7,740,000.00	\$8,514,000.00	\$7,662,600.00	NHPP	2026	
Total Cost	\$7,740,000.00	\$8,514,000.00	\$7,662,600.00			

Project: H.016272 RAPC CRP PLANNING STUDY

Route: Cntrl Section: Beg Log Mile: End Log Mile: Parish: Non-State Road:
RAPIDES

Remarks	Type Improvement	Work Type
APMPO TO PROVIDE MATCH	PLANNING STUDY	URBAN SYSTEMS

Project Phase	Project Cost	Total Cost (w/CE&HDC)	Federal Share	Fund	Year	Sponsor
PLANNING	\$250,000.00	\$250,000.00	\$200,000.00	STP50-200K	2025	RAPC
Total Cost	\$250,000.00	\$250,000.00	\$200,000.00			

Project: H.972574 METROPOLITAN TRANSPORTATION PLAN

Route: Cntrl Section: Beg Log Mile: End Log Mile: Parish: Non-State Road:
RAPIDES

Remarks	Type Improvement	Work Type
COVERED BY LINE ITEM IN STIP, RAPC PROVIDING MATCH FOR STP; DOTD PROVIDING MATCH FOR SPR.	LONG RANGE TRANSPORTATION PLAN UPDATE	URBAN SYSTEMS

Project Phase	Project Cost	Total Cost (w/CE&HDC)	Federal Share	Fund	Year	Sponsor
PLANNING	\$800,000.00	\$800,000.00	\$240,000.00	STP50-200K SPR	2025	RAPC
Total Cost	\$800,000.00	\$800,000.00	\$480,000.00			

Project: H.016203 ENGLAND AIRPARK ROADWAY IMPROVEMENTS

Route: Cntrl Section: Beg Log Mile: End Log Mile: Parish: Non-State Road:
000-40 0.00 0.00 RAPIDES VANDENBURG DRIVE ENGLAND DRIVE

Remarks	Type Improvement	Work Type
ENGLAND AUTHORITY PROVIDE INDIRECT MATCH	REHABILITATION EXISTING ASPHALT CONCRETE PAVEMENT & PCCP	PRESERVATION, NON-INTERSTATE

Project Phase	Project Cost	Total Cost (w/CE&HDC)	Federal Share	Fund	Year	Sponsor
CONSTRUCTION	\$1,720,000.00	\$1,892,000.00	\$1,513,600.00	STP50-200K	2026	RPPJ
Total Cost	\$1,720,000.00	\$1,892,000.00	\$1,513,600.00			

Project: H.016252 MASONIC DRIVE: TEXAS AVE TO LEE ST

Route: Cntrl Section: Beg Log Mile: End Log Mile: Parish: Non-State Road:
000-40 0.00 0.00 RAPIDES MASONIC DRIVE

Remarks	Type Improvement	Work Type
CITY OF ALEXANDRIA TO PROVIDE LOCOAL MATCH.	PAVEMENT STRIPING, PEDESTRIAN REFUGE ISLANDS, BIKE LANES	URBAN SYSTEMS

Project Phase	Project Cost	Total Cost (w/CE&HDC)	Federal Share	Fund	Year	Sponsor
CONSTRUCTION	\$600,000.00	\$660,000.00	\$528,000.00	STP50-200K	2026	COA
Total Cost	\$600,000.00	\$660,000.00	\$528,000.00			

Project: H.009194 I-49: PAVEMENT MARKING REPL. VIII

Route: Cntrl Section: Beg Log Mile: End Log Mile: Parish: Non-State Road:
000-98 0.00 0.00 DISTRICTWIDE 08

Remarks	Type Improvement	Work Type
DOTD TO PROVIDE LOCAL MATCH	PLASTIC PAVEMENT STRIPING & RAISED PAVEMENT MARKERS	OE

Project Phase	Project Cost	Total Cost (w/CE&HDC)	Federal Share	Fund	Year	Sponsor
CONSTRUCTION	\$1,000,000.00	\$1,100,000.00	\$880,000.00	NHPP	2026	DOTD
Total Cost	\$1,000,000.00	\$1,100,000.00	\$880,000.00			

Project: H.011565 I-49: N OR LA 498 TO 0.66 MI E LA 1200

Route: Cntrl Section: Beg Log Mile: End Log Mile: Parish: Non-State Road:
I-49 455-05 0.00 0.00 RAPIDES

Remarks	Type Improvement	Work Type
DOTD TO PROVIDE LOCAL MATCH	PATCH, MILL, OVLY (I-49 MAINLINE, SHOULDERS & RAMPS) & SIDE	PR

Project Phase	Project Cost	Total Cost (w/CE&HDC)	Federal Share	Fund	Year	Sponsor
CONSTRUCTION	\$7,740,000.00	\$8,514,000.00	\$6,811,200.00	NHPP	2026	DOTD

	\$2,250.00	\$2,475.00	\$1,980.00	STPFLEX	2024
	\$2,250.00	\$2,475.00	\$1,980.00	STPFLEX	2025
	\$2,250.00	\$2,475.00	\$1,980.00	STPFLEX	2026
Total Cost	\$497,250.00	\$499,050.00	\$399,240.00		

Project: L.000046 MISC STP ENHANCEMENT PROJECTS

Remarks	Type Improvement	Work Type
IN STIP BY LINE ITEM, ONLY FOR REFERENCE		

Project Phase	Project Cost	Total Cost (w/CE&+IDC)	Federal Share	Fund	Year	Sponsor	
DESIGN/ENGINEER	\$1,125.00	\$1,125.00	\$900.00	TAP-200K	2024		
	\$1,125.00	\$1,125.00	\$900.00	TAP-5K	2024		
	\$1,125.00	\$1,125.00	\$900.00	TAPFLEX	2024		
	\$1,125.00	\$1,125.00	\$900.00	TAP-200K	2025		
	\$1,125.00	\$1,125.00	\$900.00	TAP-5K	2025		
	\$1,125.00	\$1,125.00	\$900.00	TAPFLEX	2025		
	\$1,125.00	\$1,125.00	\$900.00	TAP-200K	2026		
	\$1,125.00	\$1,125.00	\$900.00	TAP-5K	2026		
	\$1,125.00	\$1,125.00	\$900.00	TAPFLEX	2026		
	CONSTRUCTION	\$11,250.00	\$12,375.00	\$9,900.00	LOCAL	2023	
\$33,750.00		\$37,125.00	\$29,700.00	STCASH	2023		
\$11,250.00		\$12,375.00	\$9,900.00	TAP-200K	2023		
\$22,500.00		\$24,750.00	\$19,800.00	TAP-5K	2023		
\$22,500.00		\$24,750.00	\$19,800.00	TAPFLEX	2023		
\$22,500.00		\$24,750.00	\$19,800.00	LOCAL	2024		
\$67,500.00		\$74,250.00	\$59,400.00	STPENH	2024		
\$11,250.00		\$12,375.00	\$9,900.00	TAP-200K	2024		
\$11,250.00		\$12,375.00	\$9,900.00	TAP-5K	2024		
\$22,500.00		\$24,750.00	\$19,800.00	TAPFLEX	2024		
\$27,000.00		\$29,700.00	\$23,760.00	LOCAL	2025		
\$33,750.00		\$37,125.00	\$29,700.00	STCASH	2025		
\$7,875.00		\$8,662.50	\$6,930.00	STPENH	2025		
\$45,000.00		\$49,500.00	\$39,600.00	TAP-200K	2025		
\$29,250.00		\$32,175.00	\$25,740.00	TAP-5K	2025		
\$61,875.00		\$68,062.50	\$54,450.00	TAPFLEX	2025		
\$11,250.00		\$12,375.00	\$9,900.00	LOCAL	2026		
\$6,750.00		\$7,425.00	\$5,940.00	STPFLEX	2026		
\$90,000.00		\$99,000.00	\$79,200.00	TAP-200K	2026		
\$56,250.00		\$61,875.00	\$49,500.00	TAP-5K	2026		
\$15,750.00		\$17,325.00	\$13,860.00	TAPFLEX	2026		
Total Cost		\$631,125.00	\$693,225.00	\$554,580.00			

Project: L.000047 MISC NATIONAL TRAILS PROJECTS

Remarks	Type Improvement	Work Type
IN STIP BY LINE ITEM, ONLY FOR REFERENCE		

Project Phase	Project Cost	Total Cost (w/CE&+IDC)	Federal Share	Fund	Year	Sponsor	
FEASIBILITY	\$3,375.00	\$3,375.00	\$2,700.00	RTP	2023		
	\$5,400.00	\$5,400.00	\$4,320.00	RTP	2024		
	\$3,375.00	\$3,375.00	\$2,700.00	RTP	2025		
DESIGN/ENGINEER	\$3,375.00	\$3,375.00	\$2,700.00	RTP	2026		
	\$562.50	\$562.50	\$450.00	RTP	2023		
	\$562.50	\$562.50	\$450.00	RTP	2024		
	\$562.50	\$562.50	\$450.00	RTP	2025		
	\$562.50	\$562.50	\$450.00	RTP	2026		
CONSTRUCTION	\$16,875.00	\$18,562.50	\$14,850.00	LOCAL	2023		
	\$33,750.00	\$37,125.00	\$29,700.00	RTP	2023		
	\$13,500.00	\$14,850.00	\$11,880.00	LOCAL	2024		
	\$33,750.00	\$37,125.00	\$29,700.00	RTP	2024		
	\$11,250.00	\$12,375.00	\$9,900.00	LOCAL	2025		
	\$47,250.00	\$51,975.00	\$41,580.00	RTP	2025		
	\$11,250.00	\$12,375.00	\$9,900.00	LOCAL	2026		
	\$33,750.00	\$37,125.00	\$29,700.00	RTP	2026		
	Total Cost	\$219,150.00	\$239,287.50	\$191,430.00			

Project: L.000048 SCENIC BYWAYS OF LA

Remarks	Type Improvement	Work Type
IN STIP BY LINE ITEM, ONLY FOR REFERENCE		

Project Phase	Project Cost	Total Cost (w/CE&+IDC)	Federal Share	Fund	Year	Sponsor	
FEASIBILITY	\$7,875.00	\$7,875.00	\$6,300.00	NSB	2023		
	\$7,875.00	\$7,875.00	\$6,300.00	NSB	2024		
	\$7,875.00	\$7,875.00	\$6,300.00	NSB	2025		
	\$7,875.00	\$7,875.00	\$6,300.00	NSB	2026		
	\$7,875.00	\$7,875.00	\$6,300.00	NSB	2023		
DESIGN/ENGINEER	\$27,000.00	\$27,000.00	\$21,600.00	STCASH	2023		
	\$7,875.00	\$7,875.00	\$6,300.00	NSB	2024		
	\$7,875.00	\$7,875.00	\$6,300.00	NSB	2025		
	\$7,875.00	\$7,875.00	\$6,300.00	NSB	2026		
	\$7,875.00	\$7,875.00	\$6,300.00	NSB	2023		
	\$7,875.00	\$7,875.00	\$6,300.00	NSB	2024		
	\$7,875.00	\$7,875.00	\$6,300.00	NSB	2025		
CONSTRUCTION	\$7,875.00	\$7,875.00	\$6,300.00	NSB	2026		
	\$22,500.00	\$24,750.00	\$19,800.00	LOCAL	2023		
	\$5,625.00	\$6,187.50	\$4,950.00	NSB	2023		
	\$22,500.00	\$24,750.00	\$19,800.00	STCASH	2023		
	\$5,625.00	\$6,187.50	\$4,950.00	STPFLEX	2023		
	\$10,125.00	\$11,137.50	\$8,910.00	NSB	2024		
	\$10,125.00	\$11,137.50	\$8,910.00	NSB	2025		
	\$10,125.00	\$11,137.50	\$8,910.00	NSB	2026		
	Total Cost	\$176,625.00	\$185,287.50	\$148,230.00			

Project: L.000049 INDIAN RESERVATION ROADS

Remarks		Type Improvement			Work Type	
IN STIP BY LINE ITEM, ONLY FOR REFERENCE						
Project Phase	Project Cost	Total Cost (w/CE&I+IDC)	Federal Share	Fund	Year	Sponsor
DESIGN/ENGINEER	\$450.00	\$450.00	\$360.00	FLH	2023	
	\$450.00	\$450.00	\$360.00	FLH	2024	
CONSTRUCTION	\$450.00	\$450.00	\$360.00	FLH	2025	
	\$450.00	\$450.00	\$360.00	FLH	2026	
	\$9,000.00	\$9,900.00	\$7,920.00	FLH	2023	
	\$9,000.00	\$9,900.00	\$7,920.00	FLH	2024	
	\$9,000.00	\$9,900.00	\$7,920.00	FLH	2025	
	\$9,000.00	\$9,900.00	\$7,920.00	FLH	2026	
Total Cost	\$37,800.00	\$41,400.00	\$33,120.00			

Project: L.000050 LA PUBLIC LANDS HIGHWAY PROGRAM

Remarks		Type Improvement			Work Type	
IN STIP BY LINE ITEM, ONLY FOR REFERENCE						
Project Phase	Project Cost	Total Cost (w/CE&I+IDC)	Federal Share	Fund	Year	Sponsor
CONSTRUCTION	\$5,625.00	\$6,187.50	\$4,950.00	FLH	2023	
	\$90,000.00	\$99,000.00	\$79,200.00	FLH	2024	
	\$22,500.00	\$24,750.00	\$19,800.00	STP<5K	2024	
	\$112,500.00	\$123,750.00	\$99,000.00	FLH	2025	
	\$112,500.00	\$123,750.00	\$99,000.00	FLH	2026	
Total Cost	\$343,125.00	\$377,437.50	\$301,950.00			

Project: L.000051 OVERLAY OR SURFACE REPAIR ON INTERSTATE

Remarks		Type Improvement			Work Type		
IN STIP BY LINE ITEM, ONLY FOR REFERENCE							
Project Phase	Project Cost	Total Cost (w/CE&I+IDC)	Federal Share	Fund	Year	Sponsor	
ENVIRONMENTAL	\$1,125.00	\$1,125.00	\$900.00	NHPP	2023		
	\$1,125.00	\$1,125.00	\$900.00	NHPP	2024		
	\$1,125.00	\$1,125.00	\$900.00	NHPP	2025		
	\$1,125.00	\$1,125.00	\$900.00	NHPP	2026		
DESIGN/ENGINEER	\$22,500.00	\$22,500.00	\$18,000.00	NHPP	2023		
	\$22,500.00	\$22,500.00	\$18,000.00	NHPP	2024		
	\$22,500.00	\$22,500.00	\$18,000.00	NHPP	2025		
	\$22,500.00	\$22,500.00	\$18,000.00	NHPP	2026		
	\$5,625.00	\$5,625.00	\$4,500.00	IM	2023		
CONSTRUCTION	\$225,000.00	\$247,500.00	\$198,000.00	NHPP	2023		
	\$5,625.00	\$6,187.50	\$4,950.00	STP<5K	2023		
	\$16,875.00	\$18,562.50	\$14,850.00	STPFLEX	2023		
	\$11,250.00	\$12,375.00	\$9,900.00	DEMO	2024		
	\$346,500.00	\$381,150.00	\$304,920.00	NHPP	2024		
	\$33,750.00	\$37,125.00	\$29,700.00	STPFLEX	2024		
	\$675,000.00	\$742,500.00	\$594,000.00	NHPP	2025		
	\$675,000.00	\$742,500.00	\$594,000.00	NHPP	2026		
	Total Cost	\$2,089,125.00	\$2,288,025.00	\$1,830,420.00			

Project: L.000053 STATEWIDE OVERLAY PROGRAM

Remarks		Type Improvement			Work Type		
IN STIP BY LINE ITEM, ONLY FOR REFERENCE							
Project Phase	Project Cost	Total Cost (w/CE&I+IDC)	Federal Share	Fund	Year	Sponsor	
ENVIRONMENTAL	\$1,125.00	\$1,125.00	\$900.00	STPFLEX	2023		
	\$2,812.50	\$2,812.50	\$2,250.00	NHPP	2024		
	\$562.50	\$562.50	\$450.00	STPFLEX	2024		
	\$1,125.00	\$1,125.00	\$900.00	STPFLEX	2025		
RIGHT OF WAY	\$1,125.00	\$1,125.00	\$900.00	STPFLEX	2026		
	\$2,250.00	\$2,250.00	\$1,800.00	STPFLEX	2023		
	\$2,250.00	\$2,250.00	\$1,800.00	STPFLEX	2024		
	\$2,250.00	\$2,250.00	\$1,800.00	STPFLEX	2025		
	\$2,250.00	\$2,250.00	\$1,800.00	STPFLEX	2026		
UTILITY RELOCATION	\$25,312.50	\$25,312.50	\$20,250.00	NHPP	2023		
	\$10,687.50	\$10,687.50	\$8,550.00	STPFLEX	2023		
	\$11,250.00	\$11,250.00	\$9,000.00	LOCAL	2024		
	\$18,000.00	\$18,000.00	\$14,400.00	NHPP	2024		
	\$11,250.00	\$11,250.00	\$9,000.00	STPFLEX	2024		
	\$4,500.00	\$4,500.00	\$3,600.00	LOCAL	2025		
	\$7,875.00	\$7,875.00	\$6,300.00	NHPP	2025		
	\$2,250.00	\$2,250.00	\$1,800.00	STPFLEX	2025		
	\$18,000.00	\$18,000.00	\$14,400.00	STPFLEX	2026		
	\$3,375.00	\$3,375.00	\$2,700.00	NHPP	2023		
DESIGN/ENGINEER	\$3,375.00	\$3,375.00	\$2,700.00	STPFLEX	2023		
	\$3,375.00	\$3,375.00	\$2,700.00	NHPP	2024		
	\$3,375.00	\$3,375.00	\$2,700.00	STPFLEX	2024		
	\$3,375.00	\$3,375.00	\$2,700.00	STPFLEX	2024		
	\$2,250.00	\$2,250.00	\$1,800.00	DEMO	2025		
	\$3,375.00	\$3,375.00	\$2,700.00	NHPP	2025		
	\$3,375.00	\$3,375.00	\$2,700.00	STPFLEX	2025		
	\$3,375.00	\$3,375.00	\$2,700.00	NHPP	2026		
	\$3,375.00	\$3,375.00	\$2,700.00	STPFLEX	2026		
	CONSTRUCTION	\$67,500.00	\$74,250.00	\$59,400.00	HRRR	2023	
		\$5,625.00	\$6,187.50	\$4,950.00	HSIP	2023	
		\$225,000.00	\$247,500.00	\$198,000.00	NFA	2023	
		\$675,000.00	\$742,500.00	\$594,000.00	NHPP	2023	
\$2,250.00		\$2,475.00	\$1,980.00	SATRANS	2023		
\$337,500.00		\$371,250.00	\$297,000.00	STBONDS	2023		
\$22,500.00		\$24,750.00	\$19,800.00	STCASH	2023		
\$33,750.00		\$37,125.00	\$29,700.00	STP50-200K	2023		
\$135,000.00		\$148,500.00	\$118,800.00	STP<5K	2023		
\$1,125,000.00		\$1,237,500.00	\$990,000.00	STPFLEX	2023		

	\$7,875.00	\$8,662.50	\$6,930.00	DEMO	2024
	\$78,750.00	\$86,625.00	\$69,300.00	HRRR	2024
	\$22,500.00	\$24,750.00	\$19,800.00	HSIP	2024
	\$13,500.00	\$14,850.00	\$11,880.00	HSIPPEN	2024
	\$11,250.00	\$12,375.00	\$9,900.00	LOCAL	2024
	\$225,000.00	\$247,500.00	\$198,000.00	NFA	2024
	\$1,687,500.00	\$1,856,250.00	\$1,485,000.00	NHPP	2024
	\$112,500.00	\$123,750.00	\$99,000.00	STBONDS	2024
	\$112,500.00	\$123,750.00	\$99,000.00	STCASH	2024
	\$49,500.00	\$54,450.00	\$43,560.00	STGEN	2024
	\$337,500.00	\$371,250.00	\$297,000.00	STP50-200K	2024
	\$217,125.00	\$238,837.50	\$191,070.00	STP-5K	2024
	\$1,462,500.00	\$1,608,750.00	\$1,287,000.00	STPFLEX	2024
	\$180,000.00	\$198,000.00	\$158,400.00	COVID	2025
	\$22,500.00	\$24,750.00	\$19,800.00	DEMO	2025
	\$11,250.00	\$12,375.00	\$9,900.00	HRRR	2025
	\$45,000.00	\$49,500.00	\$39,600.00	HSIP	2025
	\$11,250.00	\$12,375.00	\$9,900.00	HSIPPEN	2025
	\$225,000.00	\$247,500.00	\$198,000.00	NFA	2025
	\$1,350,000.00	\$1,485,000.00	\$1,188,000.00	NHPP	2025
	\$112,500.00	\$123,750.00	\$99,000.00	STBONDS	2025
	\$50,625.00	\$55,687.50	\$44,550.00	STCASH	2025
	\$234,000.00	\$257,400.00	\$205,920.00	STP-5K	2025
	\$1,181,250.00	\$1,299,375.00	\$1,039,500.00	STPFLEX	2025
	\$450,000.00	\$495,000.00	\$396,000.00	COVID	2026
	\$22,500.00	\$24,750.00	\$19,800.00	DEMO	2026
	\$45,000.00	\$49,500.00	\$39,600.00	HSIP	2026
	\$225,000.00	\$247,500.00	\$198,000.00	NFA	2026
	\$1,125,000.00	\$1,237,500.00	\$990,000.00	NHPP	2026
	\$112,500.00	\$123,750.00	\$99,000.00	STBONDS	2026
	\$22,500.00	\$24,750.00	\$19,800.00	STCASH	2026
	\$33,750.00	\$37,125.00	\$29,700.00	STP50-200K	2026
	\$146,250.00	\$160,875.00	\$128,700.00	STP-5K	2026
	\$1,350,000.00	\$1,485,000.00	\$1,188,000.00	STPFLEX	2026
Total Cost	\$14,077,125.00	\$15,469,425.00	\$12,375,540.00		

Project: L.000054 ROAD PREVENTIVE MAINTENANCE PROGRAM

Remarks		Type Improvement		Work Type		
IN STIP BY LINE ITEM, ONLY FOR REFERENCE						
Project Phase	Project Cost	Total Cost (w/CE&I+IDC)	Federal Share	Fund	Year	Sponsor
UTILITY RELOCATION	\$9,000.00	\$9,000.00	\$7,200.00	STPFLEX	2023	
	\$9,000.00	\$9,000.00	\$7,200.00	STPFLEX	2024	
CONSTRUCTION	\$11,250.00	\$11,250.00	\$9,000.00	STPFLEX	2025	
	\$9,000.00	\$9,000.00	\$7,200.00	STPFLEX	2026	
	\$11,250.00	\$12,375.00	\$9,900.00	DEMO	2023	
	\$11,250.00	\$12,375.00	\$9,900.00	NFA	2023	
	\$56,250.00	\$61,875.00	\$49,500.00	NHPP	2023	
	\$180,000.00	\$198,000.00	\$158,400.00	STPFLEX	2023	
	\$11,250.00	\$12,375.00	\$9,900.00	DEMO	2024	
	\$11,250.00	\$12,375.00	\$9,900.00	NFA	2024	
	\$33,750.00	\$37,125.00	\$29,700.00	NHPP	2024	
	\$50,625.00	\$55,687.50	\$44,550.00	STP50-200K	2024	
	\$11,250.00	\$12,375.00	\$9,900.00	STP-5K	2024	
	\$213,750.00	\$235,125.00	\$188,100.00	STPFLEX	2024	
	\$39,375.00	\$43,312.50	\$34,650.00	COVID	2025	
	\$11,250.00	\$12,375.00	\$9,900.00	NFA	2025	
	\$11,250.00	\$12,375.00	\$9,900.00	NHPP	2025	
	\$185,625.00	\$204,187.50	\$163,350.00	STPFLEX	2025	
	\$11,250.00	\$12,375.00	\$9,900.00	HSIP	2026	
\$11,250.00	\$12,375.00	\$9,900.00	NFA	2026		
\$90,000.00	\$99,000.00	\$79,200.00	NHPP	2026		
\$78,750.00	\$86,625.00	\$69,300.00	STPFLEX	2026		
Total Cost	\$1,067,625.00	\$1,170,562.50	\$936,450.00			

Project: L.000055 RAILROAD CROSSING IMPROVEMENTS

Remarks		Type Improvement		Work Type		
IN STIP BY LINE ITEM, ONLY FOR REFERENCE						
Project Phase	Project Cost	Total Cost (w/CE&I+IDC)	Federal Share	Fund	Year	Sponsor
FEASIBILITY	\$1,125.00	\$1,125.00	\$900.00	STCASH	2023	
	\$1,125.00	\$1,125.00	\$900.00	STCASH	2024	
ENVIRONMENTAL	\$1,125.00	\$1,125.00	\$900.00	STCASH	2025	
	\$1,125.00	\$1,125.00	\$900.00	STCASH	2026	
	\$1,125.00	\$1,125.00	\$900.00	STCASH	2023	
	\$1,125.00	\$1,125.00	\$900.00	STCASH	2024	
	\$1,125.00	\$1,125.00	\$900.00	STCASH	2025	
RIGHT OF WAY	\$1,125.00	\$1,125.00	\$900.00	STCASH	2026	
	\$1,125.00	\$1,125.00	\$900.00	LOCAL	2023	
	\$1,125.00	\$1,125.00	\$900.00	STCASH	2023	
	\$1,125.00	\$1,125.00	\$900.00	STCASH	2024	
	\$1,125.00	\$1,125.00	\$900.00	STCASH	2025	
UTILITY RELOCATION	\$1,125.00	\$1,125.00	\$900.00	STCASH	2026	
	\$2,250.00	\$2,250.00	\$1,800.00	LOCAL	2023	
	\$3,375.00	\$3,375.00	\$2,700.00	STCASH	2023	
	\$3,375.00	\$3,375.00	\$2,700.00	STCASH	2024	
	\$5,625.00	\$5,625.00	\$4,500.00	LOCAL	2025	
DESIGN/ENGINEER	\$45,000.00	\$45,000.00	\$36,000.00	STCASH	2025	
	\$3,375.00	\$3,375.00	\$2,700.00	STCASH	2026	
	\$2,250.00	\$2,250.00	\$1,800.00	STCASH	2023	
	\$2,250.00	\$2,250.00	\$1,800.00	STCASH	2024	
	\$2,250.00	\$2,250.00	\$1,800.00	STCASH	2025	
CONSTRUCTION	\$2,250.00	\$2,250.00	\$1,800.00	STCASH	2026	
	\$18,000.00	\$32,400.00	\$25,920.00	HSIP	2023	
	\$33,750.00	\$60,750.00	\$48,600.00	LOCAL	2023	
	\$168,750.00	\$303,750.00	\$243,000.00	STCASH	2023	

	\$33,750.00	\$60,750.00	\$48,600.00	LOCAL	2024
	\$168,750.00	\$303,750.00	\$243,000.00	STCASH	2024
	\$33,750.00	\$60,750.00	\$48,600.00	LOCAL	2025
	\$168,750.00	\$303,750.00	\$243,000.00	STCASH	2025
	\$33,750.00	\$60,750.00	\$48,600.00	LOCAL	2026
	\$168,750.00	\$303,750.00	\$243,000.00	STCASH	2026
Total Cost	\$914,625.00	\$1,577,025.00	\$1,261,620.00		

Project: L.000056 MISC HAZARD ELIMINATION AND SAFETY

Remarks	Type Improvement		Work Type				
IN STIP BY LINE ITEM, ONLY FOR REFERENCE							
Project Phase	Project Cost	Total Cost (w/CE&I+IDC)	Federal Share	Fund	Year	Sponsor	
FEASIBILITY	\$2,250.00	\$2,250.00	\$1,800.00	HSIP	2023		
	\$6,750.00	\$6,750.00	\$5,400.00	HSIPPEN	2023		
	\$2,250.00	\$2,250.00	\$1,800.00	HSIP	2024		
	\$24,750.00	\$24,750.00	\$19,800.00	HSIPPEN	2024		
	\$7,875.00	\$7,875.00	\$6,300.00	STCASH	2024		
	\$2,250.00	\$2,250.00	\$1,800.00	HSIP	2025		
	\$18,000.00	\$18,000.00	\$14,400.00	HSIPPEN	2025		
	\$146,250.00	\$146,250.00	\$117,000.00	STCASH	2025		
	\$2,250.00	\$2,250.00	\$1,800.00	HSIP	2026		
	\$56,250.00	\$56,250.00	\$45,000.00	HSIPPEN	2026		
	\$11,250.00	\$11,250.00	\$9,000.00	STCASH	2026		
	ENVIRONMENTAL	\$3,375.00	\$3,375.00	\$2,700.00	HSIP	2023	
		\$1,125.00	\$1,125.00	\$900.00	HSIPPEN	2023	
		\$3,375.00	\$3,375.00	\$2,700.00	HSIP	2024	
		\$1,125.00	\$1,125.00	\$900.00	HSIPPEN	2024	
\$1,125.00		\$1,125.00	\$900.00	HSIP	2025		
\$3,375.00		\$3,375.00	\$2,700.00	HSIPPEN	2025		
\$1,462.50		\$1,462.50	\$1,170.00	SATRANS	2025		
\$3,375.00		\$3,375.00	\$2,700.00	HSIP	2026		
\$1,125.00		\$1,125.00	\$900.00	HSIPPEN	2026		
\$45,000.00		\$45,000.00	\$36,000.00	HSIP	2023		
RIGHT OF WAY	\$22,500.00	\$22,500.00	\$18,000.00	HSIPPEN	2023		
	\$2,250.00	\$2,250.00	\$1,800.00	SATRANS	2023		
	\$11,250.00	\$11,250.00	\$9,000.00	STCASH	2023		
	\$84,375.00	\$84,375.00	\$67,500.00	HSIP	2024		
	\$11,250.00	\$11,250.00	\$9,000.00	HSIPPEN	2024		
	\$11,250.00	\$11,250.00	\$9,000.00	STCASH	2024		
	\$67,500.00	\$67,500.00	\$54,000.00	HSIP	2025		
	\$22,500.00	\$22,500.00	\$18,000.00	HSIPPEN	2025		
	\$2,250.00	\$2,250.00	\$1,800.00	SATRANS	2025		
	\$2,250.00	\$2,250.00	\$1,800.00	STCASH	2025		
	\$45,000.00	\$45,000.00	\$36,000.00	HSIP	2026		
	UTILITY RELOCATION	\$22,500.00	\$22,500.00	\$18,000.00	HSIPPEN	2026	
		\$45,000.00	\$45,000.00	\$36,000.00	HSIP	2023	
		\$22,500.00	\$22,500.00	\$18,000.00	HSIPPEN	2023	
		\$45,000.00	\$45,000.00	\$36,000.00	HSIP	2024	
\$22,500.00		\$22,500.00	\$18,000.00	HSIPPEN	2024		
\$33,750.00		\$33,750.00	\$27,000.00	HSIP	2025		
\$29,250.00		\$29,250.00	\$23,400.00	HSIPPEN	2025		
\$90,000.00		\$90,000.00	\$72,000.00	STCASH	2025		
\$5,625.00		\$5,625.00	\$4,500.00	STPFLEX	2025		
\$45,000.00		\$45,000.00	\$36,000.00	HSIP	2026		
DESIGN/ENGINEER		\$22,500.00	\$22,500.00	\$18,000.00	HSIPPEN	2026	
		\$11,250.00	\$11,250.00	\$9,000.00	HSIP	2023	
		\$4,500.00	\$4,500.00	\$3,600.00	HSIPPEN	2023	
		\$18,000.00	\$18,000.00	\$14,400.00	SATRANS	2023	
		\$11,250.00	\$11,250.00	\$9,000.00	STCASH	2023	
	\$9,000.00	\$9,000.00	\$7,200.00	HSIP	2024		
	\$10,125.00	\$10,125.00	\$8,100.00	HSIPPEN	2024		
	\$20,250.00	\$20,250.00	\$16,200.00	HSIP	2025		
	\$4,500.00	\$4,500.00	\$3,600.00	HSIPPEN	2025		
	\$11,250.00	\$11,250.00	\$9,000.00	STCASH	2025		
	\$22,500.00	\$22,500.00	\$18,000.00	HSIP	2026		
	CONSTRUCTION	\$4,500.00	\$4,500.00	\$3,600.00	HSIPPEN	2026	
		\$399,375.00	\$439,312.50	\$351,450.00	HSIP	2023	
		\$303,750.00	\$334,125.00	\$267,300.00	HSIPPEN	2023	
		\$5,625.00	\$6,187.50	\$4,950.00	NHPP	2023	
\$5,625.00		\$6,187.50	\$4,950.00	SATRANS	2023		
\$22,500.00		\$24,750.00	\$19,800.00	STCASH	2023		
\$483,750.00		\$532,125.00	\$425,700.00	HSIP	2024		
\$227,250.00		\$249,975.00	\$199,980.00	HSIPPEN	2024		
\$78,750.00		\$86,625.00	\$69,300.00	SATRANS	2024		
\$90,000.00		\$99,000.00	\$79,200.00	STCASH	2024		
\$11,250.00		\$12,375.00	\$9,900.00	TAP-5K	2024		
\$416,250.00		\$457,875.00	\$366,300.00	HSIP	2025		
\$427,500.00		\$470,250.00	\$376,200.00	HSIPPEN	2025		
\$67,500.00		\$74,250.00	\$59,400.00	STCASH	2025		
\$112,500.00		\$123,750.00	\$99,000.00	STPFLEX	2025		
\$11,250.00	\$12,375.00	\$9,900.00	TAP-5K	2025			
\$528,750.00	\$581,625.00	\$465,300.00	HSIP	2026			
\$450,000.00	\$495,000.00	\$396,000.00	HSIPPEN	2026			
\$11,250.00	\$12,375.00	\$9,900.00	NHPP	2026			
\$11,250.00	\$12,375.00	\$9,900.00	STCASH	2026			
Total Cost	\$4,801,837.50	\$5,168,250.00	\$4,134,600.00				

Project: L.000057 SOFT SIDE SAFETY

Remarks	Type Improvement		Work Type			
IN STIP BY LINE ITEM, ONLY FOR REFERENCE						
Project Phase	Project Cost	Total Cost (w/CE&I+IDC)	Federal Share	Fund	Year	Sponsor
FEASIBILITY	\$5,625.00	\$5,625.00	\$4,500.00	HSIP	2023	
	\$16,875.00	\$16,875.00	\$13,500.00	HSIPPEN	2023	
	\$10,687.50	\$10,687.50	\$8,550.00	STCASH	2023	

	\$2,250.00	\$2,250.00	\$1,800.00	HSIP	2024
	\$30,937.50	\$30,937.50	\$24,750.00	HSIPPEN	2024
	\$11,250.00	\$11,250.00	\$9,000.00	STCASH	2024
	\$2,250.00	\$2,250.00	\$1,800.00	STPFLEX	2024
	\$65,250.00	\$65,250.00	\$52,200.00	HSIP	2025
	\$16,875.00	\$16,875.00	\$13,500.00	HSIPPEN	2025
	\$2,250.00	\$2,250.00	\$1,800.00	STPFLEX	2025
	\$65,250.00	\$65,250.00	\$52,200.00	HSIP	2026
	\$16,875.00	\$16,875.00	\$13,500.00	HSIPPEN	2026
	\$2,250.00	\$2,250.00	\$1,800.00	STPFLEX	2026
Total Cost	\$248,625.00	\$248,625.00	\$198,900.00		

Project: L.000060 LOCAL ROADS SAFETY PROGRAM

Remarks	Type Improvement	Work Type
IN STIP BY LINE ITEM, ONLY FOR REFERENCE		

Project Phase	Project Cost	Total Cost (w/CE&HDC)	Federal Share	Fund	Year	Sponsor	
FEASIBILITY	\$2,250.00	\$2,250.00	\$1,800.00	HSIPPEN	2024		
	\$3,600.00	\$3,600.00	\$2,880.00	STCASH	2024		
	\$3,285.00	\$3,285.00	\$2,628.00	HSIPPEN	2025		
	\$3,600.00	\$3,600.00	\$2,880.00	STCASH	2025		
	\$3,285.00	\$3,285.00	\$2,628.00	HSIPPEN	2026		
	\$3,600.00	\$3,600.00	\$2,880.00	STCASH	2026		
	RIGHT OF WAY	\$225.00	\$225.00	\$180.00	HRRR	2023	
		\$2,025.00	\$2,025.00	\$1,620.00	HSIPPEN	2023	
		\$2,250.00	\$2,250.00	\$1,800.00	STCASH	2023	
		\$1,125.00	\$1,125.00	\$900.00	HRRR	2024	
\$11,250.00		\$11,250.00	\$9,000.00	HSIPPEN	2024		
\$2,250.00		\$2,250.00	\$1,800.00	HRRR	2025		
\$225.00		\$225.00	\$180.00	HRRR	2026		
\$900.00		\$900.00	\$720.00	HSIP	2026		
\$1,125.00		\$1,125.00	\$900.00	HSIPPEN	2026		
\$1,125.00		\$1,125.00	\$900.00	STCASH	2026		
UTILITY RELOCATION	\$225.00	\$225.00	\$180.00	HRRR	2023		
	\$2,025.00	\$2,025.00	\$1,620.00	HSIPPEN	2023		
	\$2,250.00	\$2,250.00	\$1,800.00	STCASH	2023		
	\$2,250.00	\$2,250.00	\$1,800.00	HRRR	2024		
	\$2,250.00	\$2,250.00	\$1,800.00	HRRR	2025		
	\$225.00	\$225.00	\$180.00	HRRR	2026		
	\$900.00	\$900.00	\$720.00	HSIP	2026		
	\$1,125.00	\$1,125.00	\$900.00	HSIPPEN	2026		
	\$1,125.00	\$1,125.00	\$900.00	STCASH	2026		
	DESIGN/ENGINEER	\$225.00	\$225.00	\$180.00	HRRR	2023	
\$2,025.00		\$2,025.00	\$1,620.00	HSIPPEN	2023		
\$2,250.00		\$2,250.00	\$1,800.00	STCASH	2023		
\$1,350.00		\$1,350.00	\$1,080.00	HRRR	2024		
\$4,500.00		\$4,500.00	\$3,600.00	HSIPPEN	2024		
\$2,250.00		\$2,250.00	\$1,800.00	STCASH	2024		
\$1,687.50		\$1,687.50	\$1,350.00	HRRR	2025		
\$11,250.00		\$11,250.00	\$9,000.00	HSIPPEN	2025		
\$4,500.00		\$4,500.00	\$3,600.00	STCASH	2025		
\$900.00		\$900.00	\$720.00	HSIP	2026		
CONSTRUCTION	\$5,625.00	\$5,625.00	\$4,500.00	HSIPPEN	2026		
	\$1,125.00	\$1,125.00	\$900.00	STCASH	2026		
	\$1,125.00	\$2,025.00	\$1,620.00	HRRR	2023		
	\$10,125.00	\$18,225.00	\$14,580.00	HSIPPEN	2023		
	\$2,250.00	\$4,050.00	\$3,240.00	STCASH	2023		
	\$2,250.00	\$4,050.00	\$3,240.00	HRRR	2024		
	\$146,250.00	\$263,250.00	\$210,600.00	HSIPPEN	2024		
	\$6,750.00	\$12,150.00	\$9,720.00	STCASH	2024		
	\$11,250.00	\$20,250.00	\$16,200.00	HRRR	2025		
	\$11,250.00	\$20,250.00	\$16,200.00	HSIP	2025		
\$149,625.00	\$269,325.00	\$215,460.00	HSIPPEN	2025			
\$2,250.00	\$4,050.00	\$3,240.00	LOCAL	2025			
\$562.50	\$1,012.50	\$810.00	HRRR	2026			
\$30,937.50	\$55,687.50	\$44,550.00	HSIP	2026			
\$33,750.00	\$60,750.00	\$48,600.00	HSIPPEN	2026			
\$11,250.00	\$20,250.00	\$16,200.00	LOCAL	2026			
\$11,250.00	\$20,250.00	\$16,200.00	STCASH	2026			
Total Cost	\$523,057.50	\$867,757.50	\$694,206.00				

Project: L.000061 SAFE ROUTES TO PUBLIC PLACES PROGRAM

Remarks	Type Improvement	Work Type
IN STIP BY LINE ITEM, ONLY FOR REFERENCE		

Project Phase	Project Cost	Total Cost (w/CE&HDC)	Federal Share	Fund	Year	Sponsor
FEASIBILITY	\$4,500.00	\$4,500.00	\$3,600.00	SR2S	2023	
	\$15,300.00	\$15,300.00	\$12,240.00	SR2S	2024	
	\$1,800.00	\$1,800.00	\$1,440.00	HSIPPEN	2025	
	\$2,250.00	\$2,250.00	\$1,800.00	SR2S	2025	
	\$6,750.00	\$6,750.00	\$5,400.00	STCASH	2025	
	\$2,250.00	\$2,250.00	\$1,800.00	SATRANS	2026	
	\$1,800.00	\$1,800.00	\$1,440.00	SR2S	2026	
	\$13,500.00	\$13,500.00	\$10,800.00	HSIPPEN	2023	
	\$4,500.00	\$4,500.00	\$3,600.00	SATRANS	2023	
	\$4,500.00	\$4,500.00	\$3,600.00	SR2S	2023	
DESIGN/ENGINEER	\$2,250.00	\$2,250.00	\$1,800.00	STCASH	2023	
	\$5,625.00	\$5,625.00	\$4,500.00	HSIPPEN	2024	
	\$4,500.00	\$4,500.00	\$3,600.00	SATRANS	2024	
	\$3,375.00	\$3,375.00	\$2,700.00	SR2S	2024	
	\$11,250.00	\$11,250.00	\$9,000.00	STCASH	2024	
	\$2,250.00	\$2,250.00	\$1,800.00	HSIPPEN	2025	
	\$4,500.00	\$4,500.00	\$3,600.00	SATRANS	2025	
	\$6,750.00	\$6,750.00	\$5,400.00	SR2S	2025	
	\$4,500.00	\$4,500.00	\$3,600.00	STCASH	2025	
	\$9,000.00	\$9,000.00	\$7,200.00	HSIPPEN	2026	

CONSTRUCTION	\$4,500.00	\$4,500.00	\$3,600.00	SATRANS	2026
	\$2,250.00	\$2,250.00	\$1,800.00	SR2S	2026
	\$4,500.00	\$4,500.00	\$3,600.00	STCASH	2026
	\$57,375.00	\$63,112.50	\$50,490.00	HSIPPEN	2023
	\$22,500.00	\$24,750.00	\$19,800.00	SATRANS	2023
	\$45,000.00	\$49,500.00	\$39,600.00	SR2S	2023
	\$22,500.00	\$24,750.00	\$19,800.00	STCASH	2023
	\$45,000.00	\$49,500.00	\$39,600.00	HSIPPEN	2024
	\$22,500.00	\$24,750.00	\$19,800.00	SATRANS	2024
	\$22,500.00	\$24,750.00	\$19,800.00	SR2S	2024
	\$11,250.00	\$12,375.00	\$9,900.00	STCASH	2024
	\$16,875.00	\$18,562.50	\$14,850.00	HSIP	2025
	\$112,500.00	\$123,750.00	\$99,000.00	HSIPPEN	2025
	\$5,625.00	\$6,187.50	\$4,950.00	LOCAL	2025
	\$22,500.00	\$24,750.00	\$19,800.00	SATRANS	2025
	\$22,500.00	\$24,750.00	\$19,800.00	SR2S	2025
	\$22,500.00	\$24,750.00	\$19,800.00	STCASH	2025
\$22,500.00	\$24,750.00	\$19,800.00	STPFLEX	2025	
\$73,125.00	\$80,437.50	\$64,350.00	HSIPPEN	2026	
\$2,250.00	\$2,475.00	\$1,980.00	N A	2026	
\$22,500.00	\$24,750.00	\$19,800.00	SATRANS	2026	
\$45,000.00	\$49,500.00	\$39,600.00	SR2S	2026	
\$5,625.00	\$6,187.50	\$4,950.00	STP-5K	2026	
Total Cost	\$744,525.00	\$806,737.50	\$645,390.00		

Project: L.000062 MOTORIST ASSISTANCE PATROL (MAP)

Remarks	Type Improvement	Work Type
IN STIP BY LINE ITEM, ONLY FOR REFERENCE		

Project Phase	Project Cost	Total Cost (w/CE&I-IDC)	Federal Share	Fund	Year	Sponsor
DESIGN/ENGINEER	\$1,125.00	\$1,125.00	\$900.00	NHPP	2023	
	\$1,125.00	\$1,125.00	\$900.00	NHPP	2024	
	\$1,125.00	\$1,125.00	\$900.00	NHPP	2025	
	\$1,125.00	\$1,125.00	\$900.00	NHPP	2026	
CONSTRUCTION	\$5,625.00	\$6,187.50	\$4,950.00	CM	2023	
	\$5,625.00	\$6,187.50	\$4,950.00	NHPP	2023	
	\$12,375.00	\$13,612.50	\$10,890.00	STP50-200K	2023	
	\$1,125.00	\$1,237.50	\$990.00	CM	2024	
	\$42,750.00	\$47,025.00	\$37,620.00	NHPP	2024	
	\$12,375.00	\$13,612.50	\$10,890.00	STP50-200K	2024	
	\$42,750.00	\$47,025.00	\$37,620.00	NHPP	2025	
	\$22,500.00	\$24,750.00	\$19,800.00	STP50-200K	2025	
	\$42,750.00	\$47,025.00	\$37,620.00	NHPP	2026	
	\$12,375.00	\$13,612.50	\$10,890.00	STP50-200K	2026	
Total Cost	\$204,750.00	\$224,775.00	\$179,820.00			

Project: L.000063 TRAFFIC CONTROL DEVICES PROGRAM

Remarks	Type Improvement	Work Type
IN STIP BY LINE ITEM, ONLY FOR REFERENCE		

Project Phase	Project Cost	Total Cost (w/CE&I-IDC)	Federal Share	Fund	Year	Sponsor
FEASIBILITY	\$5,625.00	\$5,625.00	\$4,500.00	NHPP	2023	
	\$5,625.00	\$5,625.00	\$4,500.00	STPFLEX	2023	
	\$3,375.00	\$3,375.00	\$2,700.00	NHPP	2024	
	\$25,875.00	\$25,875.00	\$20,700.00	STPFLEX	2024	
	\$7,875.00	\$7,875.00	\$6,300.00	NHPP	2025	
	\$7,875.00	\$7,875.00	\$6,300.00	STPFLEX	2025	
	\$7,875.00	\$7,875.00	\$6,300.00	NHPP	2026	
	\$7,875.00	\$7,875.00	\$6,300.00	STPFLEX	2026	
DESIGN/ENGINEER	\$23,625.00	\$23,625.00	\$18,900.00	NHPP	2023	
	\$1,125.00	\$1,125.00	\$900.00	NHPP E	2023	
	\$5,625.00	\$5,625.00	\$4,500.00	STCASH	2023	
	\$9,000.00	\$9,000.00	\$7,200.00	STPFLEX	2023	
	\$13,500.00	\$13,500.00	\$10,800.00	NHPP	2024	
	\$6,750.00	\$6,750.00	\$5,400.00	STPFLEX	2024	
	\$13,500.00	\$13,500.00	\$10,800.00	NHPP	2025	
	\$6,750.00	\$6,750.00	\$5,400.00	STPFLEX	2025	
	\$6,750.00	\$6,750.00	\$5,400.00	NHPP	2026	
	\$13,500.00	\$13,500.00	\$10,800.00	STPFLEX	2026	
CONSTRUCTION	\$11,250.00	\$12,375.00	\$9,900.00	HSIP	2023	
	\$472,500.00	\$519,750.00	\$415,800.00	NHPP	2023	
	\$56,250.00	\$61,875.00	\$49,500.00	STCASH	2023	
	\$5,625.00	\$6,187.50	\$4,950.00	STP-5K	2023	
	\$146,250.00	\$160,875.00	\$128,700.00	STPFLEX	2023	
	\$2,250.00	\$2,475.00	\$1,980.00	HSIP	2024	
	\$112,500.00	\$123,750.00	\$99,000.00	HSIPPEN	2024	
	\$267,187.50	\$293,906.25	\$235,125.00	NHPP	2024	
	\$22,500.00	\$24,750.00	\$19,800.00	STCASH	2024	
	\$22,500.00	\$24,750.00	\$19,800.00	STP-5K	2024	
	\$112,500.00	\$123,750.00	\$99,000.00	STPFLEX	2024	
	\$11,250.00	\$12,375.00	\$9,900.00	HSIP	2025	
	\$247,500.00	\$272,250.00	\$217,800.00	HSIPPEN	2025	
	\$315,000.00	\$346,500.00	\$277,200.00	NHPP	2025	
	\$292,500.00	\$321,750.00	\$257,400.00	STPFLEX	2025	
	\$11,250.00	\$12,375.00	\$9,900.00	HSIP	2026	
	\$195,750.00	\$215,325.00	\$172,260.00	NHPP	2026	
	\$180,000.00	\$198,000.00	\$158,400.00	STPFLEX	2026	
Total Cost	\$2,656,687.50	\$2,905,143.75	\$2,324,115.00			

Project: L.000064 TRANSPORTATION SYSTEMS MANAGEMENT PROG

Remarks	Type Improvement	Work Type
IN STIP BY LINE ITEM, ONLY FOR REFERENCE		

Project Phase	Project Cost	Total Cost (w/CE&I+IDC)	Federal Share	Fund	Year	Sponsor
ENVIRONMENTAL	\$675.00	\$675.00	\$540.00	NHPP	2024	
	\$450.00	\$450.00	\$360.00	STPFLEX	2024	
RIGHT OF WAY	\$1,125.00	\$1,125.00	\$900.00	STPFLEX	2025	
	\$1,125.00	\$1,125.00	\$900.00	STPFLEX	2026	
	\$2,250.00	\$2,250.00	\$1,800.00	NHPP	2023	
	\$900.00	\$900.00	\$720.00	STPFLEX	2023	
	\$2,812.50	\$2,812.50	\$2,250.00	STPFLEX	2024	
UTILITY RELOCATION	\$12,375.00	\$12,375.00	\$9,900.00	STPFLEX	2025	
	\$1,125.00	\$1,125.00	\$900.00	STPFLEX	2026	
	\$2,250.00	\$2,250.00	\$1,800.00	NHPP	2023	
	\$1,125.00	\$1,125.00	\$900.00	STPFLEX	2023	
	\$81,000.00	\$81,000.00	\$64,800.00	STPFLEX	2024	
DESIGN/ENGINEER	\$7,200.00	\$7,200.00	\$5,760.00	NHPP	2025	
	\$225.00	\$225.00	\$180.00	RAIL PD	2025	
	\$450.00	\$450.00	\$360.00	STPFLEX	2025	
	\$1,125.00	\$1,125.00	\$900.00	STPFLEX	2026	
	\$1,125.00	\$1,125.00	\$900.00	STPFLEX	2024	
CONSTRUCTION	\$11,250.00	\$11,250.00	\$9,000.00	NHPP	2025	
	\$56,250.00	\$61,875.00	\$49,500.00	NHPP	2023	
	\$7,875.00	\$8,662.50	\$6,930.00	STCASH	2023	
	\$5,625.00	\$6,187.50	\$4,950.00	STP50-200K	2023	
	\$11,250.00	\$12,375.00	\$9,900.00	STR-5K	2023	
	\$123,750.00	\$136,125.00	\$108,900.00	STPFLEX	2023	
	\$2,250.00	\$2,475.00	\$1,980.00	HSIPPEN	2024	
	\$90,000.00	\$99,000.00	\$79,200.00	NHPP	2024	
	\$22,500.00	\$24,750.00	\$19,800.00	STP50-200K	2024	
	\$20,250.00	\$22,275.00	\$17,820.00	STP-5K	2024	
	\$106,875.00	\$117,562.50	\$94,050.00	STPFLEX	2024	
	\$27,000.00	\$29,700.00	\$23,760.00	COVID	2025	
	\$11,250.00	\$12,375.00	\$9,900.00	HSIP	2025	
	\$11,250.00	\$12,375.00	\$9,900.00	HSIPPEN	2025	
	\$11,250.00	\$12,375.00	\$9,900.00	LOCAL	2025	
\$132,750.00	\$146,025.00	\$116,820.00	NHPP	2025		
\$2,250.00	\$2,475.00	\$1,980.00	STCASH	2025		
\$4,500.00	\$4,950.00	\$3,960.00	STP50-200K	2025		
\$121,500.00	\$133,650.00	\$106,920.00	STPFLEX	2025		
\$90,000.00	\$99,000.00	\$79,200.00	NHPP	2026		
\$22,500.00	\$24,750.00	\$19,800.00	STP50-200K	2026		
\$112,500.00	\$123,750.00	\$99,000.00	STPFLEX	2026		
Total Cost	\$1,121,962.50	\$1,221,300.00	\$977,040.00			

Project: L.000065 ITS SYSTEMS (STATEWIDE)

Remarks	Type Improvement	Work Type
IN STIP BY LINE ITEM, ONLY FOR REFERENCE		

Project Phase	Project Cost	Total Cost (w/CE&I+IDC)	Federal Share	Fund	Year	Sponsor
FEASIBILITY	\$6,750.00	\$6,750.00	\$5,400.00	NHPP	2023	
	\$6,750.00	\$6,750.00	\$5,400.00	STCASH	2023	
	\$7,875.00	\$7,875.00	\$6,300.00	STPFLEX	2023	
	\$3,375.00	\$3,375.00	\$2,700.00	NHPP	2024	
	\$11,250.00	\$11,250.00	\$9,000.00	STPFLEX	2024	
DESIGN/ENGINEER	\$4,500.00	\$4,500.00	\$3,600.00	NHPP	2025	
	\$9,000.00	\$9,000.00	\$7,200.00	STPFLEX	2025	
	\$4,500.00	\$4,500.00	\$3,600.00	NHPP	2026	
	\$11,250.00	\$11,250.00	\$9,000.00	STPFLEX	2026	
	\$25,875.00	\$25,875.00	\$20,700.00	NHPP	2023	
	\$13,500.00	\$13,500.00	\$10,800.00	STPFLEX	2023	
	\$33,750.00	\$33,750.00	\$27,000.00	NHPP	2024	
	\$45,000.00	\$45,000.00	\$36,000.00	STPFLEX	2024	
	\$22,500.00	\$22,500.00	\$18,000.00	NHPP	2025	
	\$45,000.00	\$45,000.00	\$36,000.00	STPFLEX	2025	
CONSTRUCTION	\$22,500.00	\$22,500.00	\$18,000.00	NHPP	2026	
	\$45,000.00	\$45,000.00	\$36,000.00	STPFLEX	2026	
	\$180,000.00	\$198,000.00	\$158,400.00	NHPP	2023	
	\$16,875.00	\$18,562.50	\$14,850.00	STPFLEX	2023	
	\$196,875.00	\$216,562.50	\$173,250.00	NHPP	2024	
	\$22,500.00	\$24,750.00	\$19,800.00	STCASH	2024	
	\$78,750.00	\$86,625.00	\$69,300.00	STPFLEX	2024	
	\$247,500.00	\$272,250.00	\$217,800.00	NHPP	2025	
	\$78,750.00	\$86,625.00	\$69,300.00	STPFLEX	2025	
	\$135,000.00	\$148,500.00	\$118,800.00	NHPP	2026	
\$78,750.00	\$86,625.00	\$69,300.00	STPFLEX	2026		
Total Cost	\$1,353,375.00	\$1,456,875.00	\$1,165,500.00			

Project: L.000067 INTERSTATE LIGHTING, ELECTRICAL PROJECTS

Remarks	Type Improvement	Work Type
IN STIP BY LINE ITEM, ONLY FOR REFERENCE		

Project Phase	Project Cost	Total Cost (w/CE&I+IDC)	Federal Share	Fund	Year	Sponsor
DESIGN/ENGINEER	\$4,500.00	\$4,500.00	\$3,600.00	NHPP	2023	
	\$11,250.00	\$11,250.00	\$9,000.00	NHPP	2024	
	\$18,000.00	\$18,000.00	\$14,400.00	NHPP	2025	
CONSTRUCTION	\$11,250.00	\$11,250.00	\$9,000.00	STCASH	2025	
	\$9,000.00	\$9,000.00	\$7,200.00	NHPP	2026	
	\$90,000.00	\$99,000.00	\$79,200.00	NHPP	2023	
	\$67,500.00	\$74,250.00	\$59,400.00	NHPP	2024	
	\$67,500.00	\$74,250.00	\$59,400.00	NHPP	2025	
	\$123,750.00	\$136,125.00	\$108,900.00	NHPP	2026	
Total Cost	\$402,750.00	\$437,625.00	\$350,100.00			

Project: L.000068 ACCESS MANAGEMENT PROJECTS

Remarks	Type Improvement	Work Type
IN STIP BY LINE ITEM, ONLY FOR REFERENCE		OPER EFFICIENCY/MOTORIST ASSISTA

Project Phase	Project Cost	Total Cost (w/CE&I+IDC)	Federal Share	Fund	Year	Sponsor	
FEASIBILITY	\$13,500.00	\$13,500.00	\$10,800.00	NHPP	2023		
	\$9,000.00	\$9,000.00	\$7,200.00	STPFLEX	2023		
	\$6,750.00	\$6,750.00	\$5,400.00	NHPP	2024		
	\$20,250.00	\$20,250.00	\$16,200.00	STPFLEX	2024		
	\$37,125.00	\$37,125.00	\$29,700.00	NHPP	2025		
	\$3,375.00	\$3,375.00	\$2,700.00	STPFLEX	2025		
	\$11,250.00	\$11,250.00	\$9,000.00	NHPP	2026		
	ENVIRONMENTAL	\$2,250.00	\$2,250.00	\$1,800.00	STPFLEX	2026	
		\$1,125.00	\$1,125.00	\$900.00	NHPP	2023	
		\$1,125.00	\$1,125.00	\$900.00	STPFLEX	2023	
\$1,125.00		\$1,125.00	\$900.00	NHPP	2024		
\$2,250.00		\$2,250.00	\$1,800.00	STPFLEX	2024		
\$1,125.00		\$1,125.00	\$900.00	NHPP	2025		
\$1,125.00		\$1,125.00	\$900.00	STPFLEX	2025		
\$1,125.00		\$1,125.00	\$900.00	NHPP	2026		
\$1,125.00		\$1,125.00	\$900.00	STPFLEX	2026		
Right of Way		\$2,250.00	\$2,250.00	\$1,800.00	HSIP	2023	
	\$6,750.00	\$6,750.00	\$5,400.00	NHPP	2023		
	\$1,687.50	\$1,687.50	\$1,350.00	STCASH	2023		
	\$9,000.00	\$9,000.00	\$7,200.00	STPFLEX	2023		
	\$30,375.00	\$30,375.00	\$24,300.00	NHPP	2024		
	\$14,625.00	\$14,625.00	\$11,700.00	STPFLEX	2024		
	\$9,000.00	\$9,000.00	\$7,200.00	NHPP	2025		
	\$73,125.00	\$73,125.00	\$58,500.00	STBONDS	2025		
	\$33,750.00	\$33,750.00	\$27,000.00	STPFLEX	2025		
	\$1,125.00	\$1,125.00	\$900.00	NHPP	2026		
UTILITY RELOCATION	\$16,875.00	\$16,875.00	\$13,500.00	STPFLEX	2026		
	\$18,562.50	\$18,562.50	\$14,850.00	HSIP	2023		
	\$562.50	\$562.50	\$450.00	NHPP	2023		
	\$21,375.00	\$21,375.00	\$17,100.00	STPFLEX	2023		
	\$4,500.00	\$4,500.00	\$3,600.00	NHPP	2024		
	\$22,500.00	\$22,500.00	\$18,000.00	STPFLEX	2024		
	\$4,500.00	\$4,500.00	\$3,600.00	NHPP	2025		
	\$13,500.00	\$13,500.00	\$10,800.00	STBONDS	2025		
	\$18,000.00	\$18,000.00	\$14,400.00	STPFLEX	2025		
	\$4,500.00	\$4,500.00	\$3,600.00	NHPP	2026		
DESIGN/ENGINEER	\$4,500.00	\$4,500.00	\$3,600.00	STPFLEX	2026		
	\$5,625.00	\$5,625.00	\$4,500.00	HSIP	2023		
	\$11,250.00	\$11,250.00	\$9,000.00	NHPP	2023		
	\$16,875.00	\$16,875.00	\$13,500.00	STPFLEX	2023		
	\$24,750.00	\$24,750.00	\$19,800.00	NHPP	2024		
	\$146.25	\$146.25	\$117.00	SATRANS	2024		
	\$11,250.00	\$11,250.00	\$9,000.00	STPFLEX	2024		
	\$6,750.00	\$6,750.00	\$5,400.00	NHPP	2025		
	\$20,250.00	\$20,250.00	\$16,200.00	STPFLEX	2025		
	\$11,250.00	\$11,250.00	\$9,000.00	NHPP	2026		
CONSTRUCTION	\$11,250.00	\$11,250.00	\$9,000.00	STPFLEX	2026		
	\$11,250.00	\$11,250.00	\$9,000.00	STPFLEX	2026		
	\$11,250.00	\$12,375.00	\$9,900.00	NHPP	2023		
	\$39,375.00	\$43,312.50	\$34,650.00	STP50-200K	2023		
	\$5,625.00	\$6,187.50	\$4,950.00	STPFLEX	2023		
	\$22,500.00	\$24,750.00	\$19,800.00	HSIP	2024		
	\$2,250.00	\$2,475.00	\$1,980.00	NHPP	2024		
	\$45,000.00	\$49,500.00	\$39,600.00	STCASH	2024		
	\$33,750.00	\$37,125.00	\$29,700.00	STP50-200K	2024		
	\$140,625.00	\$154,687.50	\$123,750.00	STPFLEX	2024		
\$33,750.00	\$37,125.00	\$29,700.00	HSIP	2025			
\$174,375.00	\$191,812.50	\$153,450.00	NHPP	2025			
\$2,250.00	\$2,475.00	\$1,980.00	STP50-200K	2025			
\$99,000.00	\$108,900.00	\$87,120.00	STPFLEX	2025			
\$45,000.00	\$49,500.00	\$39,600.00	NHPP	2026			
\$292,500.00	\$321,750.00	\$257,400.00	STBONDS	2026			
\$112,500.00	\$123,750.00	\$99,000.00	STPFLEX	2026			
Total Cost	\$1,603,833.75	\$1,709,808.75	\$1,367,847.00				

Project: L.000069 ROAD TRANSFER PROGRAM

Remarks	Type Improvement	Work Type
IN STIP BY LINE ITEM, ONLY FOR REFERENCE		ROAD TRANSFER

Project Phase	Project Cost	Total Cost (w/CE&I+IDC)	Federal Share	Fund	Year	Sponsor	
ENVIRONMENTAL RIGHT OR WAY	\$562.50	\$562.50	\$450.00	STPFLEX	2024		
	\$4,500.00	\$4,500.00	\$3,600.00	NFA	2023		
	\$4,500.00	\$4,500.00	\$3,600.00	STPFLEX	2023		
	\$4,500.00	\$4,500.00	\$3,600.00	NFA	2024		
	\$4,500.00	\$4,500.00	\$3,600.00	STPFLEX	2024		
	\$4,500.00	\$4,500.00	\$3,600.00	NFA	2025		
	\$4,500.00	\$4,500.00	\$3,600.00	STPFLEX	2025		
	\$4,500.00	\$4,500.00	\$3,600.00	NFA	2026		
	\$4,500.00	\$4,500.00	\$3,600.00	STPFLEX	2026		
	\$4,500.00	\$4,500.00	\$3,600.00	NFA	2026		
UTILITY RELOCATION	\$4,500.00	\$4,500.00	\$3,600.00	NFA	2023		
	\$11,250.00	\$11,250.00	\$9,000.00	STPFLEX	2023		
	\$4,500.00	\$4,500.00	\$3,600.00	NFA	2024		
	\$4,500.00	\$4,500.00	\$3,600.00	STPFLEX	2024		
	\$4,500.00	\$4,500.00	\$3,600.00	NFA	2025		
	\$11,250.00	\$11,250.00	\$9,000.00	STPFLEX	2025		
	\$4,500.00	\$4,500.00	\$3,600.00	NFA	2026		
	DESIGN/ENGINEER	\$4,500.00	\$4,500.00	\$3,600.00	STPFLEX	2026	
		\$2,250.00	\$2,250.00	\$1,800.00	HSIP	2023	
		\$2,250.00	\$2,250.00	\$1,800.00	HSIPPEN	2023	
\$2,250.00		\$2,250.00	\$1,800.00	NFA	2023		
\$5,625.00		\$5,625.00	\$4,500.00	NHPP	2023		
\$2,250.00		\$2,250.00	\$1,800.00	STPFLEX	2023		
\$11,250.00		\$11,250.00	\$9,000.00	HSIP	2024		
\$11,250.00		\$11,250.00	\$9,000.00	HSIPPEN	2024		
\$11,250.00		\$11,250.00	\$9,000.00	NFA	2024		

CONSTRUCTION	\$11,250.00	\$11,250.00	\$9,000.00	NHPP	2024
	\$11,250.00	\$11,250.00	\$9,000.00	STPFLEX	2024
	\$11,250.00	\$11,250.00	\$9,000.00	HSIP	2025
	\$11,250.00	\$11,250.00	\$9,000.00	HSIPPEN	2025
	\$11,250.00	\$11,250.00	\$9,000.00	NFA	2025
	\$11,250.00	\$11,250.00	\$9,000.00	NHPP	2025
	\$11,250.00	\$11,250.00	\$9,000.00	STPFLEX	2025
	\$11,250.00	\$11,250.00	\$9,000.00	HSIP	2026
	\$11,250.00	\$11,250.00	\$9,000.00	HSIPPEN	2026
	\$11,250.00	\$11,250.00	\$9,000.00	NFA	2026
	\$11,250.00	\$11,250.00	\$9,000.00	NHPP	2026
	\$11,250.00	\$11,250.00	\$9,000.00	STCASH	2026
	\$11,250.00	\$11,250.00	\$9,000.00	STPFLEX	2026
	\$11,250.00	\$12,375.00	\$9,900.00	HSIP	2023
	\$11,250.00	\$12,375.00	\$9,900.00	HSIPPEN	2023
	\$337,500.00	\$371,250.00	\$297,000.00	NFA	2023
	\$157,500.00	\$173,250.00	\$138,600.00	NHPP	2023
	\$135,000.00	\$148,500.00	\$118,800.00	STPFLEX	2023
	\$11,250.00	\$12,375.00	\$9,900.00	HSIP	2024
	\$11,250.00	\$12,375.00	\$9,900.00	HSIPPEN	2024
	\$11,250.00	\$12,375.00	\$9,900.00	LOCAL	2024
	\$337,500.00	\$371,250.00	\$297,000.00	NFA	2024
	\$281,250.00	\$309,375.00	\$247,500.00	NHPP	2024
	\$11,250.00	\$12,375.00	\$9,900.00	STP50-200K	2024
	\$11,250.00	\$12,375.00	\$9,900.00	STP50-200K	2024
	\$123,750.00	\$136,125.00	\$108,900.00	STPFLEX	2024
	\$5,625.00	\$6,187.50	\$4,950.00	HSIP	2025
	\$5,625.00	\$6,187.50	\$4,950.00	HSIPPEN	2025
	\$56,250.00	\$61,875.00	\$49,500.00	LOCAL	2025
	\$292,500.00	\$321,750.00	\$257,400.00	NFA	2025
	\$5,625.00	\$6,187.50	\$4,950.00	NHPP	2025
	\$5,625.00	\$6,187.50	\$4,950.00	STP50-200K	2025
	\$157,500.00	\$173,250.00	\$138,600.00	STPFLEX	2025
	\$11,250.00	\$12,375.00	\$9,900.00	HSIP	2026
	\$11,250.00	\$12,375.00	\$9,900.00	HSIPPEN	2026
\$11,250.00	\$12,375.00	\$9,900.00	LOCAL	2026	
\$337,500.00	\$371,250.00	\$297,000.00	NFA	2026	
\$157,500.00	\$173,250.00	\$138,600.00	NHPP	2026	
\$157,500.00	\$173,250.00	\$138,600.00	STPFLEX	2026	
Total Cost	\$2,946,937.50	\$3,213,562.50	\$2,570,850.00		

Project: L.000070 INTERSTATE REST AREA REHABILITATION						
Remarks	Type Improvement		Work Type			
IN STIP BY LINE ITEM, ONLY FOR REFERENCE						
Project Phase	Project Cost	Total Cost (w/CE&HDC)	Federal Share	Fund	Year	Sponsor
CONSTRUCTION	\$4,500.00	\$4,950.00	\$3,960.00	NHPP	2023	
	\$27,000.00	\$29,700.00	\$23,760.00	NHPP	2024	
	\$27,000.00	\$29,700.00	\$23,760.00	NHPP	2025	
	\$27,000.00	\$29,700.00	\$23,760.00	NHPP	2026	
Total Cost	\$85,500.00	\$94,050.00	\$75,240.00			

Project: L.000071 WEIGH STATION REHABILITATION / UPGRADE						
Remarks	Type Improvement		Work Type			
IN STIP BY LINE ITEM, ONLY FOR REFERENCE						
Project Phase	Project Cost	Total Cost (w/CE&HDC)	Federal Share	Fund	Year	Sponsor
FEASIBILITY	\$1,462.50	\$1,462.50	\$1,170.00	NHPP	2024	
	\$562.50	\$562.50	\$450.00	NHPP	2025	
DESIGN/ENGINEER	\$562.50	\$562.50	\$450.00	NHPP	2026	
	\$3,375.00	\$3,375.00	\$2,700.00	NHPP	2024	
	\$3,375.00	\$3,375.00	\$2,700.00	NHPP	2025	
	\$3,375.00	\$3,375.00	\$2,700.00	NHPP	2026	
CONSTRUCTION	\$47,250.00	\$51,975.00	\$41,580.00	NHPP	2023	
	\$18,000.00	\$19,800.00	\$15,840.00	OTHER	2023	
	\$11,250.00	\$12,375.00	\$9,900.00	STP-5K	2023	
	\$1,125.00	\$1,237.50	\$990.00	NHPP	2024	
	\$1,125.00	\$1,237.50	\$990.00	STPFLEX	2024	
	\$28,125.00	\$30,937.50	\$24,750.00	NHPP	2025	
	\$1,125.00	\$1,237.50	\$990.00	STPFLEX	2025	
	\$11,250.00	\$12,375.00	\$9,900.00	NHPP	2026	
\$1,125.00	\$1,237.50	\$990.00	STPFLEX	2026		
Total Cost	\$133,087.50	\$145,125.00	\$116,100.00			

Project: L.000072 MOVEABLE BRIDGE PROGRAM (ELEC/MECH)						
Remarks	Type Improvement		Work Type			
IN STIP BY LINE ITEM, ONLY FOR REFERENCE						
Project Phase	Project Cost	Total Cost (w/CE&HDC)	Federal Share	Fund	Year	Sponsor
DESIGN/ENGINEER	\$2,250.00	\$2,250.00	\$1,800.00	STPFLEX	2023	
	\$2,250.00	\$2,250.00	\$1,800.00	STPFLEX	2024	
CONSTRUCTION	\$2,250.00	\$2,250.00	\$1,800.00	STPFLEX	2025	
	\$2,250.00	\$2,250.00	\$1,800.00	STPFLEX	2026	
	\$22.50	\$24.75	\$19.80	FBROFF	2023	
	\$6,750.00	\$7,425.00	\$5,940.00	NHPP	2023	
	\$11,250.00	\$12,375.00	\$9,900.00	STCASH	2023	
	\$6,750.00	\$7,425.00	\$5,940.00	STP50-200K	2023	
	\$31,500.00	\$34,650.00	\$27,720.00	STPFLEX	2023	
	\$16,897.50	\$18,587.25	\$14,869.80	FBROFF	2024	
	\$6,750.00	\$7,425.00	\$5,940.00	NHPP	2024	
	\$6,750.00	\$7,425.00	\$5,940.00	STP50-200K	2024	
	\$55,125.00	\$60,637.50	\$48,510.00	STPFLEX	2024	

	\$22.50	\$24.75	\$19.80	FBROFF	2025
	\$6,750.00	\$7,425.00	\$5,940.00	STP50-200K	2025
	\$38,250.00	\$42,075.00	\$33,660.00	STPFLEX	2025
	\$22.50	\$24.75	\$19.80	FBROFF	2026
	\$45,000.00	\$49,500.00	\$39,600.00	STPFLEX	2026
Total Cost	\$240,840.00	\$264,024.00	\$211,219.20		

Project: L.000073 URGENT BRIDGE REPAIR/REPLACEMENT

Remarks	Type Improvement		Work Type			
IN STIP BY LINE ITEM, ONLY FOR REFERENCE						
Project Phase	Project Cost	Total Cost (w/CE&+IDC)	Federal Share	Fund	Year	Sponsor
ENVIRONMENTAL	\$225.00	\$225.00	\$180.00	NHPP	2023	
	\$225.00	\$225.00	\$180.00	NHPP	2024	
	\$225.00	\$225.00	\$180.00	NHPP	2025	
	\$225.00	\$225.00	\$180.00	NHPP	2026	
UTILITY RELOCATION	\$225.00	\$225.00	\$180.00	NHPP	2023	
	\$225.00	\$225.00	\$180.00	NHPP	2024	
	\$225.00	\$225.00	\$180.00	NHPP	2025	
	\$225.00	\$225.00	\$180.00	NHPP	2026	
DESIGN/ENGINEER	\$5,625.00	\$5,625.00	\$4,500.00	NHPP	2023	
	\$22,500.00	\$22,500.00	\$18,000.00	REIMB	2023	
	\$5,625.00	\$5,625.00	\$4,500.00	STPFLEX	2023	
	\$11,250.00	\$11,250.00	\$9,000.00	NHPP	2024	
	\$22,500.00	\$22,500.00	\$18,000.00	REIMB	2024	
	\$11,250.00	\$11,250.00	\$9,000.00	STPFLEX	2024	
	\$45,000.00	\$45,000.00	\$36,000.00	NHPP	2025	
	\$22,500.00	\$22,500.00	\$18,000.00	REIMB	2025	
	\$45,000.00	\$45,000.00	\$36,000.00	STPFLEX	2025	
	\$45,000.00	\$45,000.00	\$36,000.00	NHPP	2026	
	\$22,500.00	\$22,500.00	\$18,000.00	REIMB	2026	
	\$45,000.00	\$45,000.00	\$36,000.00	STPFLEX	2026	
CONSTRUCTION	\$45,000.00	\$45,000.00	\$36,000.00	NHPP	2026	
	\$11,250.00	\$12,375.00	\$9,900.00	NHPP	2023	
	\$90,000.00	\$99,000.00	\$79,200.00	REIMB	2023	
	\$11,250.00	\$12,375.00	\$9,900.00	STPFLEX	2023	
	\$22,500.00	\$24,750.00	\$19,800.00	NHPP	2024	
	\$90,000.00	\$99,000.00	\$79,200.00	REIMB	2024	
	\$22,500.00	\$24,750.00	\$19,800.00	STP50-200K	2024	
	\$90,000.00	\$99,000.00	\$79,200.00	STPFLEX	2024	
	\$112,500.00	\$123,750.00	\$99,000.00	NHPP	2025	
	\$90,000.00	\$99,000.00	\$79,200.00	REIMB	2025	
	\$22,500.00	\$24,750.00	\$19,800.00	STP50-200K	2025	
	\$90,000.00	\$99,000.00	\$79,200.00	STPFLEX	2025	
	\$112,500.00	\$123,750.00	\$99,000.00	NHPP	2026	
	\$90,000.00	\$99,000.00	\$79,200.00	REIMB	2026	
\$112,500.00	\$123,750.00	\$99,000.00	STPFLEX	2026		
Total Cost	\$1,273,050.00	\$1,369,800.00	\$1,095,840.00			

Project: L.000074 BRIDGE PREVENTIVE MAINTENANCE PROGRAM

Remarks	Type Improvement		Work Type			
IN STIP BY LINE ITEM, ONLY FOR REFERENCE						
Project Phase	Project Cost	Total Cost (w/CE&+IDC)	Federal Share	Fund	Year	Sponsor
DESIGN/ENGINEER	\$13,500.00	\$13,500.00	\$10,800.00	NHPP	2023	
	\$13,500.00	\$13,500.00	\$10,800.00	STPFLEX	2023	
	\$13,500.00	\$13,500.00	\$10,800.00	NHPP	2024	
	\$13,500.00	\$13,500.00	\$10,800.00	STPFLEX	2024	
	\$27,000.00	\$27,000.00	\$21,600.00	NHPP	2025	
	\$13,500.00	\$13,500.00	\$10,800.00	STPFLEX	2025	
CONSTRUCTION	\$13,500.00	\$13,500.00	\$10,800.00	NHPP	2026	
	\$13,500.00	\$13,500.00	\$10,800.00	STPFLEX	2026	
	\$101,250.00	\$111,375.00	\$89,100.00	NHPP	2023	
	\$5,625.00	\$6,187.50	\$4,950.00	STPFLEX	2023	
	\$225,000.00	\$247,500.00	\$198,000.00	NHPP	2024	
	\$8,437.50	\$9,281.25	\$7,425.00	REIMBB	2024	
	\$112,500.00	\$123,750.00	\$99,000.00	STPFLEX	2024	
	\$112,500.00	\$123,750.00	\$99,000.00	NHPP	2025	
	\$225,000.00	\$247,500.00	\$198,000.00	STPFLEX	2025	
	\$225,000.00	\$247,500.00	\$198,000.00	NHPP	2026	
\$112,500.00	\$123,750.00	\$99,000.00	STPFLEX	2026		
Total Cost	\$1,249,312.50	\$1,362,093.75	\$1,089,675.00			

Project: L.000075 BRIDGE PAINTING PROGRAM

Remarks	Type Improvement		Work Type			
IN STIP BY LINE ITEM, ONLY FOR REFERENCE						
Project Phase	Project Cost	Total Cost (w/CE&+IDC)	Federal Share	Fund	Year	Sponsor
DESIGN/ENGINEER	\$11,250.00	\$11,250.00	\$9,000.00	NHPP	2023	
	\$11,250.00	\$11,250.00	\$9,000.00	STPFLEX	2023	
	\$11,250.00	\$11,250.00	\$9,000.00	NHPP	2024	
	\$11,250.00	\$11,250.00	\$9,000.00	SP	2024	
	\$11,250.00	\$11,250.00	\$9,000.00	NHPP	2025	
	\$11,250.00	\$11,250.00	\$9,000.00	STPFLEX	2025	
	\$11,250.00	\$11,250.00	\$9,000.00	NHPP	2026	
	\$11,250.00	\$11,250.00	\$9,000.00	STPFLEX	2026	
CONSTRUCTION	\$5,625.00	\$5,625.00	\$4,500.00	NHPP	2023	
	\$5,625.00	\$6,187.50	\$4,950.00	STPFLEX	2023	
	\$11,250.00	\$12,375.00	\$9,900.00	NHPP	2024	
	\$22,500.00	\$24,750.00	\$19,800.00	STPFLEX	2024	
	\$18,000.00	\$19,800.00	\$15,840.00	NHPP	2025	
	\$297,000.00	\$326,700.00	\$261,360.00	STPFLEX	2025	
\$112,500.00	\$123,750.00	\$99,000.00	NHPP	2026		

	\$22,500.00	\$24,750.00	\$19,800.00	STPFLEX	2026
Total Cost	\$585,000.00	\$633,937.50	\$507,150.00		

Project: L.000076 ON-SYSTEM BRIDGE PROGRAM w CE

Remarks	Type Improvement	Work Type
IN STIP BY LINE ITEM, ONLY FOR REFERENCE		

Project Phase	Project Cost	Total Cost (w/CE&I+HDC)	Federal Share	Fund	Year	Sponsor
FEASIBILITY	\$2,250.00	\$2,250.00	\$1,800.00	FBROFF	2023	
	\$2,250.00	\$2,250.00	\$1,800.00	NHPP	2023	
	\$2,250.00	\$2,250.00	\$1,800.00	STPFLEX	2023	
	\$2,250.00	\$2,250.00	\$1,800.00	FBROFF	2024	
	\$2,250.00	\$2,250.00	\$1,800.00	NHPP	2024	
	\$2,250.00	\$2,250.00	\$1,800.00	STPFLEX	2024	
	\$2,250.00	\$2,250.00	\$1,800.00	FBROFF	2025	
	\$2,250.00	\$2,250.00	\$1,800.00	NHPP	2025	
	\$2,250.00	\$2,250.00	\$1,800.00	STPFLEX	2025	
	\$2,250.00	\$2,250.00	\$1,800.00	FBROFF	2026	
	\$2,250.00	\$2,250.00	\$1,800.00	NHPP	2026	
	\$2,250.00	\$2,250.00	\$1,800.00	STPFLEX	2026	
ENVIRONMENTAL	\$6,750.00	\$6,750.00	\$5,400.00	FBROFF	2023	
	\$9,000.00	\$9,000.00	\$7,200.00	NHPP	2023	
	\$6,750.00	\$6,750.00	\$5,400.00	STPFLEX	2023	
	\$6,750.00	\$6,750.00	\$5,400.00	FBROFF	2024	
	\$4,500.00	\$4,500.00	\$3,600.00	LOCAL	2024	
	\$9,000.00	\$9,000.00	\$7,200.00	NHPP	2024	
	\$6,750.00	\$6,750.00	\$5,400.00	STPFLEX	2024	
	\$6,750.00	\$6,750.00	\$5,400.00	FBROFF	2025	
	\$9,000.00	\$9,000.00	\$7,200.00	NHPP	2025	
	\$6,750.00	\$6,750.00	\$5,400.00	STPFLEX	2025	
	\$6,750.00	\$6,750.00	\$5,400.00	FBROFF	2026	
	\$22,500.00	\$22,500.00	\$18,000.00	NHPP	2026	
RIGHT OF WAY	\$6,750.00	\$6,750.00	\$5,400.00	STPFLEX	2026	
	\$22,500.00	\$22,500.00	\$18,000.00	FBROFF	2023	
	\$11,250.00	\$11,250.00	\$9,000.00	NHPP	2023	
	\$22,500.00	\$22,500.00	\$18,000.00	STCASH	2023	
	\$11,250.00	\$11,250.00	\$9,000.00	STP-5K	2023	
	\$22,500.00	\$22,500.00	\$18,000.00	STPFLEX	2023	
	\$22,500.00	\$22,500.00	\$18,000.00	FBROFF	2024	
	\$22,500.00	\$22,500.00	\$18,000.00	NHPP	2024	
	\$67,500.00	\$67,500.00	\$54,000.00	STPFLEX	2024	
	\$11,250.00	\$11,250.00	\$9,000.00	FBR-200K-E	2025	
	\$36,000.00	\$36,000.00	\$28,800.00	FBROFF	2025	
	\$11,250.00	\$11,250.00	\$9,000.00	NHPP	2025	
	\$11,250.00	\$11,250.00	\$9,000.00	STCASH	2025	
	\$22,500.00	\$22,500.00	\$18,000.00	STR-5K	2025	
	\$45,000.00	\$45,000.00	\$36,000.00	STPFLEX	2025	
	\$22,500.00	\$22,500.00	\$18,000.00	FBROFF	2026	
	\$45,000.00	\$45,000.00	\$36,000.00	NHPP	2026	
UTILITY RELOCATION	\$45,000.00	\$45,000.00	\$36,000.00	STPFLEX	2026	
	\$27,000.00	\$27,000.00	\$21,600.00	FBROFF	2023	
	\$22,500.00	\$22,500.00	\$18,000.00	NHPP	2023	
	\$6,750.00	\$6,750.00	\$5,400.00	STP-5K	2023	
	\$56,250.00	\$56,250.00	\$45,000.00	STPFLEX	2023	
	\$11,250.00	\$11,250.00	\$9,000.00	FBROFF	2024	
	\$2,250.00	\$2,250.00	\$1,800.00	LOCAL	2024	
	\$22,500.00	\$22,500.00	\$18,000.00	NHPP	2024	
	\$2,250.00	\$2,250.00	\$1,800.00	STP-5K	2024	
	\$140,625.00	\$140,625.00	\$112,500.00	STPFLEX	2024	
	\$27,000.00	\$27,000.00	\$21,600.00	FBROFF	2025	
	\$5,625.00	\$5,625.00	\$4,500.00	NHPP	2025	
	\$5,625.00	\$5,625.00	\$4,500.00	STP-5K	2025	
	\$22,500.00	\$22,500.00	\$18,000.00	STP-5K-E	2025	
	\$29,250.00	\$29,250.00	\$23,400.00	STPFLEX	2025	
	\$11,250.00	\$11,250.00	\$9,000.00	FBROFF	2026	
	\$45,000.00	\$45,000.00	\$36,000.00	NHPP	2026	
DESIGN/ENGINEER	\$33,750.00	\$33,750.00	\$27,000.00	STPFLEX	2026	
	\$5,625.00	\$5,625.00	\$4,500.00	FBROFF	2023	
	\$40,500.00	\$40,500.00	\$32,400.00	NHPP	2023	
	\$450.00	\$450.00	\$360.00	STCASH	2023	
	\$5,625.00	\$5,625.00	\$4,500.00	STP-5K-E	2023	
	\$11,250.00	\$11,250.00	\$9,000.00	STPFLEX	2023	
	\$13,500.00	\$13,500.00	\$10,800.00	FBR-200K-E	2024	
	\$73,125.00	\$73,125.00	\$58,500.00	FBROFF	2024	
	\$45,000.00	\$45,000.00	\$36,000.00	NHPP	2024	
	\$9,000.00	\$9,000.00	\$7,200.00	REIMB	2024	
	\$900.00	\$900.00	\$720.00	STCASH	2024	
	\$33,750.00	\$33,750.00	\$27,000.00	STP-5K	2024	
	\$100,125.00	\$100,125.00	\$80,100.00	STP-5K-E	2024	
	\$45,000.00	\$45,000.00	\$36,000.00	STPFLEX	2024	
	\$200,250.00	\$200,250.00	\$160,200.00	FBROFF	2025	
	\$3,375.00	\$3,375.00	\$2,700.00	LOCAL	2025	
	\$123,750.00	\$123,750.00	\$99,000.00	NFA	2025	
	\$45,000.00	\$45,000.00	\$36,000.00	NHPP	2025	
	\$13,500.00	\$13,500.00	\$10,800.00	REIMB	2025	
	\$11,250.00	\$11,250.00	\$9,000.00	STCASH	2025	
	\$16,875.00	\$16,875.00	\$13,500.00	STR-5K	2025	
	\$379,687.50	\$379,687.50	\$303,750.00	STPFLEX	2025	
	\$22,500.00	\$22,500.00	\$18,000.00	FBROFF	2026	
	\$45,000.00	\$45,000.00	\$36,000.00	NHPP	2026	
	\$45,000.00	\$45,000.00	\$36,000.00	STPFLEX	2026	
CONSTRUCTION	\$180,000.00	\$198,000.00	\$158,400.00	FBROFF	2023	
	\$5,625.00	\$6,187.50	\$4,950.00	HSIP	2023	
	\$135,000.00	\$148,500.00	\$118,800.00	NHPP	2023	
	\$11,250.00	\$12,375.00	\$9,900.00	REIMB	2023	
	\$270,000.00	\$297,000.00	\$237,600.00	STCASH	2023	
	\$5,625.00	\$6,187.50	\$4,950.00	STP-5K	2023	
	\$67,500.00	\$74,250.00	\$59,400.00	STP-5K-E	2023	
	\$1,275,750.00	\$1,403,325.00	\$1,122,660.00	STPFLEX	2023	
	\$270,000.00	\$297,000.00	\$237,600.00	FBROFF	2024	

	\$11,250.00	\$12,375.00	\$9,900.00	NFA	2024
	\$3,015,000.00	\$3,316,500.00	\$2,653,200.00	NHPP	2024
	\$405,000.00	\$445,500.00	\$356,400.00	NHPP-E	2024
	\$22,500.00	\$24,750.00	\$19,800.00	REIMB	2024
	\$630,000.00	\$693,000.00	\$554,400.00	STCASH	2024
	\$360,000.00	\$396,000.00	\$316,800.00	STP50-200K	2024
	\$360,000.00	\$396,000.00	\$316,800.00	STP-5K	2024
	\$1,035,000.00	\$1,138,500.00	\$910,800.00	STPFLEX	2024
	\$67,500.00	\$74,250.00	\$59,400.00	DEMO	2025
	\$675,000.00	\$742,500.00	\$594,000.00	FBROFF	2025
	\$33,750.00	\$37,125.00	\$29,700.00	HSIP	2025
	\$33,750.00	\$37,125.00	\$29,700.00	NFA	2025
	\$450,000.00	\$495,000.00	\$396,000.00	NHPP	2025
	\$11,250.00	\$12,375.00	\$9,900.00	OTHER	2025
	\$22,500.00	\$24,750.00	\$19,800.00	REIMB	2025
	\$1,125,000.00	\$1,237,500.00	\$990,000.00	STCASH	2025
	\$33,750.00	\$37,125.00	\$29,700.00	STP50-200K	2025
	\$292,500.00	\$321,750.00	\$257,400.00	STP-5K	2025
	\$697,500.00	\$767,250.00	\$613,800.00	STPFLEX	2025
	\$450,000.00	\$495,000.00	\$396,000.00	STPFLEX-E	2025
	\$450,000.00	\$495,000.00	\$396,000.00	TIFIA	2025
	\$225,000.00	\$247,500.00	\$198,000.00	DEMO	2026
	\$11,250.00	\$12,375.00	\$9,900.00	ER	2026
	\$607,500.00	\$668,250.00	\$534,600.00	FBR-200K-E	2026
	\$450,000.00	\$495,000.00	\$396,000.00	FBROFF	2026
	\$562,500.00	\$618,750.00	\$495,000.00	NHPP	2026
	\$45,000.00	\$49,500.00	\$39,600.00	REIMB	2026
	\$33,750.00	\$37,125.00	\$29,700.00	STP-200K	2026
	\$11,250.00	\$12,375.00	\$9,900.00	STP-5K-E	2026
	\$660,937.50	\$727,031.25	\$581,625.00	STPFLEX	2026
Total Cost	\$17,357,850.00	\$18,858,768.75	\$15,087,015.00		

Project: L.000077 BRIDGE SCOUR ANALYSIS

Remarks	Type Improvement		Work Type			
IN STIP BY LINE ITEM, ONLY FOR REFERENCE						
Project Phase	Project Cost	Total Cost (w/CE&I+HDC)	Federal Share	Fund	Year	Sponsor
DESIGN/ENGINEER	\$1,125.00	\$1,125.00	\$900.00	NHPP	2023	
	\$1,125.00	\$1,125.00	\$900.00	NHPP	2024	
	\$1,125.00	\$1,125.00	\$900.00	NHPP	2025	
	\$1,125.00	\$1,125.00	\$900.00	NHPP	2026	
CONSTRUCTION	\$1,125.00	\$1,237.50	\$990.00	NHPP	2023	
	\$1,125.00	\$1,237.50	\$990.00	NHPP	2024	
	\$1,125.00	\$1,237.50	\$990.00	NHPP	2025	
	\$1,125.00	\$1,237.50	\$990.00	NHPP	2026	
Total Cost	\$9,000.00	\$9,450.00	\$7,560.00			

Project: L.000078 OFF-SYSTEM BRIDGE REPLACEMENT PROGRAM

Remarks	Type Improvement		Work Type			
IN STIP BY LINE ITEM, ONLY FOR REFERENCE						
Project Phase	Project Cost	Total Cost (w/CE&I+HDC)	Federal Share	Fund	Year	Sponsor
ENVIRONMENTAL	\$4,500.00	\$4,500.00	\$3,600.00	FBROFF	2023	
	\$4,500.00	\$4,500.00	\$3,600.00	FBROFF	2024	
	\$4,500.00	\$4,500.00	\$3,600.00	FBROFF	2025	
	\$4,500.00	\$4,500.00	\$3,600.00	FBROFF	2026	
RIGHT OF WAY	\$22,500.00	\$22,500.00	\$18,000.00	FBROFF	2025	
	\$22,500.00	\$22,500.00	\$18,000.00	FBROFF	2026	
DESIGN/ENGINEER	\$6,750.00	\$6,750.00	\$5,400.00	FBROFF	2023	
	\$5,625.00	\$5,625.00	\$4,500.00	STP-5K-E	2023	
	\$11,250.00	\$11,250.00	\$9,000.00	FBR-200K-E	2024	
	\$15,750.00	\$15,750.00	\$12,600.00	FBROFF	2024	
	\$60,750.00	\$60,750.00	\$48,600.00	STP-5K-E	2024	
	\$57,375.00	\$57,375.00	\$45,900.00	FBROFF	2025	
	\$4,500.00	\$4,500.00	\$3,600.00	STPFLEX	2025	
	\$31,500.00	\$31,500.00	\$25,200.00	FBROFF	2026	
	\$2,250.00	\$2,250.00	\$1,800.00	STPFLEX	2026	
CONSTRUCTION	\$281,250.00	\$309,375.00	\$247,500.00	FBROFF	2023	
	\$33,750.00	\$37,125.00	\$29,700.00	STCASH	2023	
	\$5,625.00	\$6,187.50	\$4,950.00	STP50-200K	2023	
	\$11,250.00	\$12,375.00	\$9,900.00	STPFLEX	2023	
	\$562,500.00	\$618,750.00	\$495,000.00	FBROFF	2024	
	\$56,250.00	\$61,875.00	\$49,500.00	STCASH	2024	
	\$450,000.00	\$495,000.00	\$396,000.00	STGEN	2024	
	\$45,000.00	\$49,500.00	\$39,600.00	STP50-200K	2024	
	\$495,000.00	\$544,500.00	\$435,600.00	FBROFF	2025	
	\$22,500.00	\$24,750.00	\$19,800.00	STCASH	2025	
	\$450,000.00	\$495,000.00	\$396,000.00	STGEN	2025	
	\$495,000.00	\$544,500.00	\$435,600.00	FBROFF	2026	
	\$450,000.00	\$495,000.00	\$396,000.00	STGEN	2026	
Total Cost	\$3,616,875.00	\$3,952,687.50	\$3,162,150.00			

Project: L.000079 BRIDGE DISCRETIONARY PROGRAM

Remarks	Type Improvement		Work Type			
IN STIP BY LINE ITEM, ONLY FOR REFERENCE						
Project Phase	Project Cost	Total Cost (w/CE&I+HDC)	Federal Share	Fund	Year	Sponsor
DESIGN/ENGINEER	\$450.00	\$450.00	\$360.00	BDP	2023	
	\$450.00	\$450.00	\$360.00	BDP	2024	
	\$450.00	\$450.00	\$360.00	BDP	2025	
	\$450.00	\$450.00	\$360.00	BDP	2026	
CONSTRUCTION	\$2,250.00	\$2,475.00	\$1,980.00	BDP	2023	

	\$2,250.00	\$2,475.00	\$1,980.00	BDP	2024
	\$2,250.00	\$2,475.00	\$1,980.00	BDP	2025
	\$2,250.00	\$2,475.00	\$1,980.00	BDP	2026
Total Cost	\$10,800.00	\$11,700.00	\$9,360.00		

Project: L.000080 MISC FEDERAL DISCRETIONARY PROJECTS

Remarks	Type Improvement	Work Type
IN STIP BY LINE ITEM, ONLY FOR REFERENCE		

Project Phase	Project Cost	Total Cost (w/CE&+IDC)	Federal Share	Fund	Year	Sponsor
DESIGN/ENGINEER	\$2,250.00	\$2,250.00	\$1,800.00	FLH	2023	
	\$2,250.00	\$2,250.00	\$1,800.00	FLH	2024	
	\$2,250.00	\$2,250.00	\$1,800.00	FLH	2025	
	\$2,250.00	\$2,250.00	\$1,800.00	FLH	2026	
CONSTRUCTION	\$9,000.00	\$9,900.00	\$7,920.00	STP<5K	2023	
	\$4,500.00	\$4,950.00	\$3,960.00	FLH	2023	
	\$2,250.00	\$2,475.00	\$1,980.00	FLH	2024	
	\$2,250.00	\$2,475.00	\$1,980.00	FLH	2025	
	\$2,250.00	\$2,475.00	\$1,980.00	FLH	2026	
	\$2,250.00	\$2,475.00	\$1,980.00	FLH	2026	
Total Cost	\$29,250.00	\$31,275.00	\$25,020.00			

Project: L.000081 VARIOUS DEMO PROJECTS

Remarks	Type Improvement	Work Type
IN STIP BY LINE ITEM, ONLY FOR REFERENCE		

Project Phase	Project Cost	Total Cost (w/CE&+IDC)	Federal Share	Fund	Year	Sponsor
FEASIBILITY	\$4,500.00	\$4,500.00	\$3,600.00	DEMO	2023	
	\$4,050.00	\$4,050.00	\$3,240.00	DEMO	2024	
	\$450.00	\$450.00	\$360.00	RAIL HE	2024	
	\$1,125.00	\$1,125.00	\$900.00	STCASH	2024	
ENVIRONMENTAL	\$4,500.00	\$4,500.00	\$3,600.00	DEMO	2025	
	\$4,500.00	\$4,500.00	\$3,600.00	DEMO	2026	
	\$4,500.00	\$4,500.00	\$3,600.00	DEMO	2023	
	\$4,500.00	\$4,500.00	\$3,600.00	DEMO	2024	
	\$4,500.00	\$4,500.00	\$3,600.00	DEMO	2025	
	\$4,500.00	\$4,500.00	\$3,600.00	DEMO	2026	
RIGHT OF WAY	\$4,500.00	\$4,500.00	\$3,600.00	DEMO	2023	
	\$4,500.00	\$4,500.00	\$3,600.00	DEMO	2024	
	\$4,500.00	\$4,500.00	\$3,600.00	DEMO	2025	
	\$4,500.00	\$4,500.00	\$3,600.00	DEMO	2026	
UTILITY RELOCATION	\$4,500.00	\$4,500.00	\$3,600.00	DEMO	2023	
	\$3,375.00	\$3,375.00	\$2,700.00	DEMO	2024	
	\$1,125.00	\$1,125.00	\$900.00	HSIP	2024	
	\$3,375.00	\$3,375.00	\$2,700.00	DEMO	2025	
DESIGN/ENGINEER	\$1,125.00	\$1,125.00	\$900.00	HSIP	2025	
	\$4,500.00	\$4,500.00	\$3,600.00	DEMO	2026	
	\$4,500.00	\$4,500.00	\$3,600.00	DEMO	2023	
	\$18,000.00	\$18,000.00	\$14,400.00	DEMO	2024	
CONSTRUCTION	\$4,500.00	\$4,500.00	\$3,600.00	DEMO	2025	
	\$4,500.00	\$4,500.00	\$3,600.00	DEMO	2026	
	\$85,500.00	\$94,050.00	\$75,240.00	DEMO	2023	
	\$27,000.00	\$29,700.00	\$23,760.00	STPFLEX	2023	
	\$78,750.00	\$86,625.00	\$69,300.00	DEMO	2024	
	\$33,750.00	\$37,125.00	\$29,700.00	HSIP	2024	
	\$78,750.00	\$86,625.00	\$69,300.00	DEMO	2025	
	\$33,750.00	\$37,125.00	\$29,700.00	HSIP	2025	
Total Cost	\$554,625.00	\$599,625.00	\$479,700.00			

Project: L.000082 MISC STATEWIDE TCSP PROJECTS

Remarks	Type Improvement	Work Type
IN STIP BY LINE ITEM, ONLY FOR REFERENCE		

Project Phase	Project Cost	Total Cost (w/CE&+IDC)	Federal Share	Fund	Year	Sponsor
RIGHT OF WAY	\$1,125.00	\$1,125.00	\$900.00	TCSP	2023	
	\$1,125.00	\$1,125.00	\$900.00	TCSP	2024	
	\$1,125.00	\$1,125.00	\$900.00	TCSP	2025	
	\$1,125.00	\$1,125.00	\$900.00	TCSP	2026	
UTILITY RELOCATION	\$1,125.00	\$1,125.00	\$900.00	TCSP	2023	
	\$1,125.00	\$1,125.00	\$900.00	TCSP	2024	
	\$1,125.00	\$1,125.00	\$900.00	TCSP	2025	
	\$1,125.00	\$1,125.00	\$900.00	TCSP	2026	
DESIGN/ENGINEER	\$11,250.00	\$11,250.00	\$9,000.00	TCSP	2023	
	\$11,250.00	\$11,250.00	\$9,000.00	TCSP	2024	
	\$11,250.00	\$11,250.00	\$9,000.00	TCSP	2025	
	\$11,250.00	\$11,250.00	\$9,000.00	TCSP	2026	
CONSTRUCTION	\$5,625.00	\$6,187.50	\$4,950.00	TCSP	2023	
	\$22,500.00	\$24,750.00	\$19,800.00	TCSP	2024	
	\$22,500.00	\$24,750.00	\$19,800.00	TCSP	2025	
	\$22,500.00	\$24,750.00	\$19,800.00	TCSP	2026	
	Total Cost	\$127,125.00	\$134,437.50	\$107,550.00		

Project: L.000083 CONVERSION OF AC (INCLUDES DEBT SERVICE)

Remarks	Type Improvement	Work Type
IN STIP BY LINE ITEM, ONLY FOR REFERENCE		

Project Phase	Project Cost	Total Cost (w/CE&+IDC)	Federal Share	Fund	Year	Sponsor
FEASIBILITY	\$2,250.00	\$2,250.00	\$1,800.00	STPFLEX	2023	
	\$2,250.00	\$2,250.00	\$1,800.00	STPFLEX	2024	

		\$2,250.00	\$2,250.00	\$1,800.00	STPFLEX	2025
		\$2,250.00	\$2,250.00	\$1,800.00	STPFLEX	2026
ENVIRONMENTAL		\$2,250.00	\$2,250.00	\$1,800.00	STPFLEX	2023
		\$2,250.00	\$2,250.00	\$1,800.00	STPFLEX	2024
		\$2,250.00	\$2,250.00	\$1,800.00	STPFLEX	2025
RIGHT OF WAY		\$2,250.00	\$2,250.00	\$1,800.00	STPFLEX	2026
		\$2,250.00	\$2,250.00	\$1,800.00	STPFLEX	2023
		\$2,250.00	\$2,250.00	\$1,800.00	STPFLEX	2024
		\$2,250.00	\$2,250.00	\$1,800.00	STPFLEX	2025
UTILITY RELOCATION		\$2,250.00	\$2,250.00	\$1,800.00	STPFLEX	2026
		\$2,250.00	\$2,250.00	\$1,800.00	STPFLEX	2023
		\$2,250.00	\$2,250.00	\$1,800.00	STPFLEX	2024
		\$2,250.00	\$2,250.00	\$1,800.00	STPFLEX	2025
DESIGN/ENGINEER		\$2,250.00	\$2,250.00	\$1,800.00	STPFLEX	2026
		\$2,250.00	\$2,250.00	\$1,800.00	STPFLEX	2023
		\$2,250.00	\$2,250.00	\$1,800.00	STPFLEX	2024
		\$2,250.00	\$2,250.00	\$1,800.00	STPFLEX	2025
CONSTRUCTION		\$2,250.00	\$2,250.00	\$1,800.00	STPFLEX	2026
		\$225,000.00	\$247,500.00	\$198,000.00	NHPP	2023
		\$225,000.00	\$247,500.00	\$198,000.00	STPFLEX	2023
		\$225,000.00	\$247,500.00	\$198,000.00	NHPP	2024
		\$225,000.00	\$247,500.00	\$198,000.00	STPFLEX	2024
		\$517,500.00	\$569,250.00	\$455,400.00	NHPP	2025
		\$517,500.00	\$569,250.00	\$455,400.00	STPFLEX	2025
		\$922,500.00	\$1,014,750.00	\$811,800.00	NHPP	2026
		\$922,500.00	\$1,014,750.00	\$811,800.00	STPFLEX	2026
Total Cost		\$3,825,000.00	\$4,203,000.00	\$3,362,400.00		

Project: L.000084 MODIFIED PROJECT AGREEMENT

Remarks	Type Improvement		Work Type			
IN STIP BY LINE ITEM, ONLY FOR REFERENCE						
Project Phase	Project Cost	Total Cost (w/CE&+IDC)	Federal Share	Fund	Year	Sponsor
FEASIBILITY	\$5,625.00	\$5,625.00	\$4,500.00	STPFLEX	2023	
	\$5,625.00	\$5,625.00	\$4,500.00	STPFLEX	2024	
	\$5,625.00	\$5,625.00	\$4,500.00	STPFLEX	2025	
ENVIRONMENTAL	\$5,625.00	\$5,625.00	\$4,500.00	STPFLEX	2026	
	\$5,625.00	\$5,625.00	\$4,500.00	STPFLEX	2023	
	\$5,625.00	\$5,625.00	\$4,500.00	STPFLEX	2024	
	\$5,625.00	\$5,625.00	\$4,500.00	STPFLEX	2025	
RIGHT OF WAY	\$5,625.00	\$5,625.00	\$4,500.00	STPFLEX	2026	
	\$11,250.00	\$11,250.00	\$9,000.00	STPFLEX	2023	
	\$11,250.00	\$11,250.00	\$9,000.00	STPFLEX	2024	
	\$11,250.00	\$11,250.00	\$9,000.00	STPFLEX	2025	
UTILITY RELOCATION	\$11,250.00	\$11,250.00	\$9,000.00	STPFLEX	2026	
	\$11,250.00	\$11,250.00	\$9,000.00	STPFLEX	2023	
	\$11,250.00	\$11,250.00	\$9,000.00	STPFLEX	2024	
	\$11,250.00	\$11,250.00	\$9,000.00	STPFLEX	2025	
DESIGN/ENGINEER	\$11,250.00	\$11,250.00	\$9,000.00	STPFLEX	2026	
	\$11,250.00	\$11,250.00	\$9,000.00	STPFLEX	2023	
	\$11,250.00	\$11,250.00	\$9,000.00	STPFLEX	2024	
	\$11,250.00	\$11,250.00	\$9,000.00	STPFLEX	2025	
CONSTRUCTION	\$11,250.00	\$11,250.00	\$9,000.00	STPFLEX	2026	
	\$225,000.00	\$247,500.00	\$198,000.00	STPFLEX	2023	
	\$225,000.00	\$247,500.00	\$198,000.00	STPFLEX	2024	
	\$225,000.00	\$247,500.00	\$198,000.00	STPFLEX	2025	
	\$225,000.00	\$247,500.00	\$198,000.00	STPFLEX	2026	
Total Cost	\$1,080,000.00	\$1,170,000.00	\$936,000.00			

Project: L.000085 ADVANCED TRAFFIC MANAGEMENT CENTER

Remarks	Type Improvement		Work Type			
IN STIP BY LINE ITEM, ONLY FOR REFERENCE						
Project Phase	Project Cost	Total Cost (w/CE&+IDC)	Federal Share	Fund	Year	Sponsor
CONSTRUCTION	\$4,500.00	\$4,950.00	\$3,960.00	CM	2023	
	\$4,500.00	\$4,950.00	\$3,960.00	CM	2024	
	\$4,500.00	\$4,950.00	\$3,960.00	CM	2025	
	\$4,500.00	\$4,950.00	\$3,960.00	CM	2026	
Total Cost	\$18,000.00	\$19,800.00	\$15,840.00			

Project: L.000087 STAGE 0 AND FEASIBILITY STUDIES

Remarks	Type Improvement		Work Type			
IN STIP BY LINE ITEM, ONLY FOR REFERENCE						
Project Phase	Project Cost	Total Cost (w/CE&+IDC)	Federal Share	Fund	Year	Sponsor
FEASIBILITY	\$14,625.00	\$14,625.00	\$11,700.00	DEMO	2023	
	\$5,625.00	\$5,625.00	\$4,500.00	HSIP	2023	
	\$6,750.00	\$6,750.00	\$5,400.00	HSIPPEN	2023	
	\$36,000.00	\$36,000.00	\$28,800.00	NHPP	2023	
	\$56,250.00	\$56,250.00	\$45,000.00	STCASH	2023	
	\$51,750.00	\$51,750.00	\$41,400.00	STPFLEX	2023	
	\$11,250.00	\$11,250.00	\$9,000.00	DEMO	2024	
	\$11,250.00	\$11,250.00	\$9,000.00	HSIP	2024	
	\$5,625.00	\$5,625.00	\$4,500.00	HSIPPEN	2024	
	\$33,750.00	\$33,750.00	\$27,000.00	NHPP	2024	
	\$11,250.00	\$11,250.00	\$9,000.00	STCASH	2024	
	\$39,375.00	\$39,375.00	\$31,500.00	STPFLEX	2024	
	\$9,000.00	\$9,000.00	\$7,200.00	FBROFF	2025	
	\$11,250.00	\$11,250.00	\$9,000.00	HSIP	2025	
	\$15,750.00	\$15,750.00	\$12,600.00	HSIPPEN	2025	
	\$20,250.00	\$20,250.00	\$16,200.00	NHPP	2025	
	\$5,625.00	\$5,625.00	\$4,500.00	STCASH	2025	

	\$36,000.00	\$36,000.00	\$28,800.00	STPFLEX	2025
	\$11,250.00	\$11,250.00	\$9,000.00	HSIP	2026
	\$22,500.00	\$22,500.00	\$18,000.00	HSIPPEN	2026
	\$22,500.00	\$22,500.00	\$18,000.00	NHPP	2026
	\$11,250.00	\$11,250.00	\$9,000.00	STCASH	2026
	\$22,500.00	\$22,500.00	\$18,000.00	STPFLEX	2026
Total Cost	\$471,375.00	\$471,375.00	\$377,100.00		

Project: L.000092 DBE SUPPORTIVE SERVICES

Remarks		Type Improvement			Work Type	
IN STIP BY LINE ITEM, ONLY FOR REFERENCE						
Project Phase	Project Cost	Total Cost (w/CE&I+IDC)	Federal Share	Fund	Year	Sponsor
FEASIBILITY	\$6,750.00	\$6,750.00	\$5,400.00	DBE/SS	2023	
	\$6,750.00	\$6,750.00	\$5,400.00	DBE/SS	2024	
	\$6,750.00	\$6,750.00	\$5,400.00	DBE/SS	2025	
	\$6,750.00	\$6,750.00	\$5,400.00	DBE/SS	2026	
Total Cost	\$27,000.00	\$27,000.00	\$21,600.00			

Project: L.000093 STATEWIDE CONGESTION MITIGATION

Remarks		Type Improvement			Work Type	
IN STIP BY LINE ITEM, ONLY FOR REFERENCE					CONGESTION MITIGATION	
Project Phase	Project Cost	Total Cost (w/CE&I+IDC)	Federal Share	Fund	Year	Sponsor
FEASIBILITY	\$2,250.00	\$2,250.00	\$1,800.00	STPFLEX	2023	
	\$2,250.00	\$2,250.00	\$1,800.00	STPFLEX	2024	
	\$2,250.00	\$2,250.00	\$1,800.00	STPFLEX	2025	
	\$2,250.00	\$2,250.00	\$1,800.00	STPFLEX	2026	
ENVIRONMENTAL	\$2,250.00	\$2,250.00	\$1,800.00	CM	2023	
	\$2,250.00	\$2,250.00	\$1,800.00	CM	2024	
	\$2,250.00	\$2,250.00	\$1,800.00	CM	2025	
	\$2,250.00	\$2,250.00	\$1,800.00	CM	2026	
RIGHT OF WAY	\$2,250.00	\$2,250.00	\$1,800.00	CM	2023	
	\$2,250.00	\$2,250.00	\$1,800.00	CM	2024	
	\$2,250.00	\$2,250.00	\$1,800.00	CM	2025	
	\$2,250.00	\$2,250.00	\$1,800.00	CM	2026	
UTILITY RELOCATION	\$2,250.00	\$2,250.00	\$1,800.00	CM	2023	
	\$2,250.00	\$2,250.00	\$1,800.00	CM	2024	
	\$2,250.00	\$2,250.00	\$1,800.00	CM	2025	
	\$2,250.00	\$2,250.00	\$1,800.00	CM	2026	
DESIGN/ENGINEER	\$2,250.00	\$2,250.00	\$1,800.00	CM	2023	
	\$2,250.00	\$2,250.00	\$1,800.00	CM	2024	
	\$2,250.00	\$2,250.00	\$1,800.00	CM	2025	
	\$2,250.00	\$2,250.00	\$1,800.00	CM	2026	
CONSTRUCTION	\$2,250.00	\$2,250.00	\$1,800.00	CM	2023	
	\$5,625.00	\$6,187.50	\$4,950.00	CM	2023	
	\$103,500.00	\$113,850.00	\$91,080.00	CM	2024	
	\$103,500.00	\$113,850.00	\$91,080.00	CM	2025	
	\$103,500.00	\$113,850.00	\$91,080.00	CM	2026	
Total Cost	\$361,125.00	\$392,737.50	\$314,190.00			

Project: L.000094 URBAN TRANSIT(INCL TRANSFER TO AGENCIES)

Remarks		Type Improvement			Work Type	
IN STIP BY LINE ITEM, ONLY FOR REFERENCE						
Project Phase	Project Cost	Total Cost (w/CE&I+IDC)	Federal Share	Fund	Year	Sponsor
DESIGN/ENGINEER	\$1,125.00	\$1,125.00	\$900.00	STPFLEX	2023	
	\$1,125.00	\$1,125.00	\$900.00	STPFLEX	2024	
	\$1,125.00	\$1,125.00	\$900.00	STPFLEX	2025	
CONSTRUCTION	\$1,125.00	\$1,125.00	\$900.00	STPFLEX	2026	
	\$45,000.00	\$49,500.00	\$39,600.00	CM	2023	
	\$11,250.00	\$12,375.00	\$9,900.00	FB DISCR	2023	
	\$22,500.00	\$24,750.00	\$19,800.00	STP50-200K	2023	
	\$360,000.00	\$396,000.00	\$316,800.00	STPFLEX	2023	
	\$45,000.00	\$49,500.00	\$39,600.00	CM	2024	
	\$11,250.00	\$12,375.00	\$9,900.00	FB DISCR	2024	
	\$22,500.00	\$24,750.00	\$19,800.00	STP50-200K	2024	
	\$22,500.00	\$24,750.00	\$19,800.00	STPFLEX	2024	
	\$45,000.00	\$49,500.00	\$39,600.00	CM	2025	
	\$11,250.00	\$12,375.00	\$9,900.00	FB DISCR	2025	
	\$22,500.00	\$24,750.00	\$19,800.00	STP50-200K	2025	
	\$22,500.00	\$24,750.00	\$19,800.00	STPFLEX	2025	
	\$45,000.00	\$49,500.00	\$39,600.00	CM	2026	
	\$11,250.00	\$12,375.00	\$9,900.00	FB DISCR	2026	
\$22,500.00	\$24,750.00	\$19,800.00	STP50-200K	2026		
\$22,500.00	\$24,750.00	\$19,800.00	STPFLEX	2026		
Total Cost	\$747,000.00	\$821,250.00	\$657,000.00			

Project: L.000095 SPECIAL RULE-AREAS 5K OR LESS POPULATION

Remarks		Type Improvement			Work Type	
IN STIP BY LINE ITEM, ONLY FOR REFERENCE						
Project Phase	Project Cost	Total Cost (w/CE&I+IDC)	Federal Share	Fund	Year	Sponsor
ENVIRONMENTAL	\$2,250.00	\$2,250.00	\$1,800.00	STP<5K	2023	
	\$2,250.00	\$2,250.00	\$1,800.00	STP<5K	2024	
	\$2,250.00	\$2,250.00	\$1,800.00	STP<5K	2025	
RIGHT OF WAY	\$2,250.00	\$2,250.00	\$1,800.00	STP<5K	2026	
	\$2,250.00	\$2,250.00	\$1,800.00	STP<5K	2023	
	\$2,250.00	\$2,250.00	\$1,800.00	STP<5K	2024	
	\$2,250.00	\$2,250.00	\$1,800.00	STP<5K	2025	

UTILITY RELOCATION	\$2,250.00	\$2,250.00	\$1,800.00	STP-5K	2026
	\$2,250.00	\$2,250.00	\$1,800.00	STP-5K	2023
DESIGN/ENGINEER	\$2,250.00	\$2,250.00	\$1,800.00	STP-5K	2024
	\$2,250.00	\$2,250.00	\$1,800.00	STP-5K	2025
	\$2,250.00	\$2,250.00	\$1,800.00	STP-5K	2026
	\$2,250.00	\$2,250.00	\$1,800.00	STP-5K	2023
CONSTRUCTION	\$2,250.00	\$2,250.00	\$1,800.00	STP-5K	2024
	\$2,250.00	\$2,250.00	\$1,800.00	STP-5K	2025
	\$2,250.00	\$2,250.00	\$1,800.00	STP-5K	2026
	\$3,937.50	\$4,331.25	\$3,465.00	STP-5K	2023
	\$93,937.50	\$103,331.25	\$82,665.00	STP-5K	2024
	\$22,500.00	\$24,750.00	\$19,800.00	STP LEX	2024
\$93,937.50	\$103,331.25	\$82,665.00	STP-5K	2025	
\$93,937.50	\$103,331.25	\$82,665.00	STP-5K	2026	
Total Cost	\$344,250.00	\$375,075.00	\$300,060.00		

Project: L.000096 FERRY BOAT MECH/ELECT/DISCR PROGRAMS						
Remarks	Type Improvement		Fund		Year	Sponsor
IN STIP BY LINE ITEM, ONLY FOR REFERENCE						
Project Phase	Project Cost	Total Cost (w/CE&I+IDC)	Federal Share	Fund	Year	Sponsor
DESIGN/ENGINEER	\$2,700.00	\$2,700.00	\$2,160.00	FB DISCR	2023	
	\$33.75	\$33.75	\$27.00	STCASH	2023	
	\$33.75	\$33.75	\$27.00	STPFLEX	2023	
	\$33.75	\$33.75	\$27.00	FB DISCR	2024	
	\$33.75	\$33.75	\$27.00	STCASH	2024	
CONSTRUCTION	\$33.75	\$33.75	\$27.00	STPFLEX	2024	
	\$33.75	\$33.75	\$27.00	FB DISCR	2025	
	\$33.75	\$33.75	\$27.00	STCASH	2025	
	\$33.75	\$33.75	\$27.00	STPFLEX	2025	
	\$33.75	\$33.75	\$27.00	FB DISCR	2026	
	\$33.75	\$33.75	\$27.00	STCASH	2026	
	\$33.75	\$33.75	\$27.00	STPFLEX	2026	
	\$20,250.00	\$22,275.00	\$17,820.00	FB DISCR	2023	
	\$3,375.00	\$3,712.50	\$2,970.00	STCASH	2023	
	\$3,375.00	\$3,712.50	\$2,970.00	STPFLEX	2023	
	\$7,425.00	\$8,167.50	\$6,534.00	FB DISCR	2024	
	\$3,375.00	\$3,712.50	\$2,970.00	STCASH	2024	
	\$3,375.00	\$3,712.50	\$2,970.00	STPFLEX	2024	
	\$4,050.00	\$4,455.00	\$3,564.00	FB DISCR	2025	
	\$3,375.00	\$3,712.50	\$2,970.00	STCASH	2025	
	\$6,750.00	\$7,425.00	\$5,940.00	STPFLEX	2025	
	\$4,050.00	\$4,455.00	\$3,564.00	FB DISCR	2026	
\$3,375.00	\$3,712.50	\$2,970.00	STCASH	2026		
\$10,125.00	\$11,137.50	\$8,910.00	STP-5K-E	2026		
\$6,750.00	\$7,425.00	\$5,940.00	STPFLEX	2026		
Total Cost	\$82,721.25	\$90,686.25	\$72,549.00			

Alexandria Transit System (Atrans)

ATRANS is a 10 fleet system with an average fleet age of 5.5 years. Eight buses provide regular daily service along eight local fixed routes within the urbanized area. Seven of the routes provide service to the City of Alexandria, England airpark while the remaining route provides service to the City of Pineville. All routes interlock at a common transfer terminal, located at the corner of Main and Murray Streets in Alexandria. All of the routes operate on a sixty-minute headway. ATRANS hours of operation are Monday — Saturday, 6:15 AM — 10:00 PM with an average yearly ridership of 654,344. The City of Alexandria has developed and submitted to the Federal Transit Administration an Americans with disabilities Act compliance plan. Wheelchair lifts for the transportation of the mobile impaired and paratransit service are available. Two vans provide demand-response daily service. The hours of operation are the same as the fixed route and the demand system has a 17,417 yearly ridership.

The four-year transit portion of the FY 2023-2026 TIP will help support the continued development of new transit routes, the modification of existing transit routes, marketing strategies to increase ridership and the overall efficiency of the system. However, the cost benefit ratio of expanding fixed routes within the metropolitan area is prohibitive. The plan also makes provisions for preventive maintenance, vehicle replacement, and equipment purchases.

MPO CERTIFICATION

Certification of Project Inclusion in TIP AE

Certification is given by the RAPIDES AREA PLANNING COMMISSION, the DESIGNATED MPO (Metropolitan Planning Organization) for the Alexandria Urbanized area, which the City of Alexandria's projects area included in the Current Transportation Improvement Program/Annual Element (TIP/AE).



MPO Authorized Official (Signature)

CEO

MPO Authorized Official (Title)

Sept. 12, 2022

Date

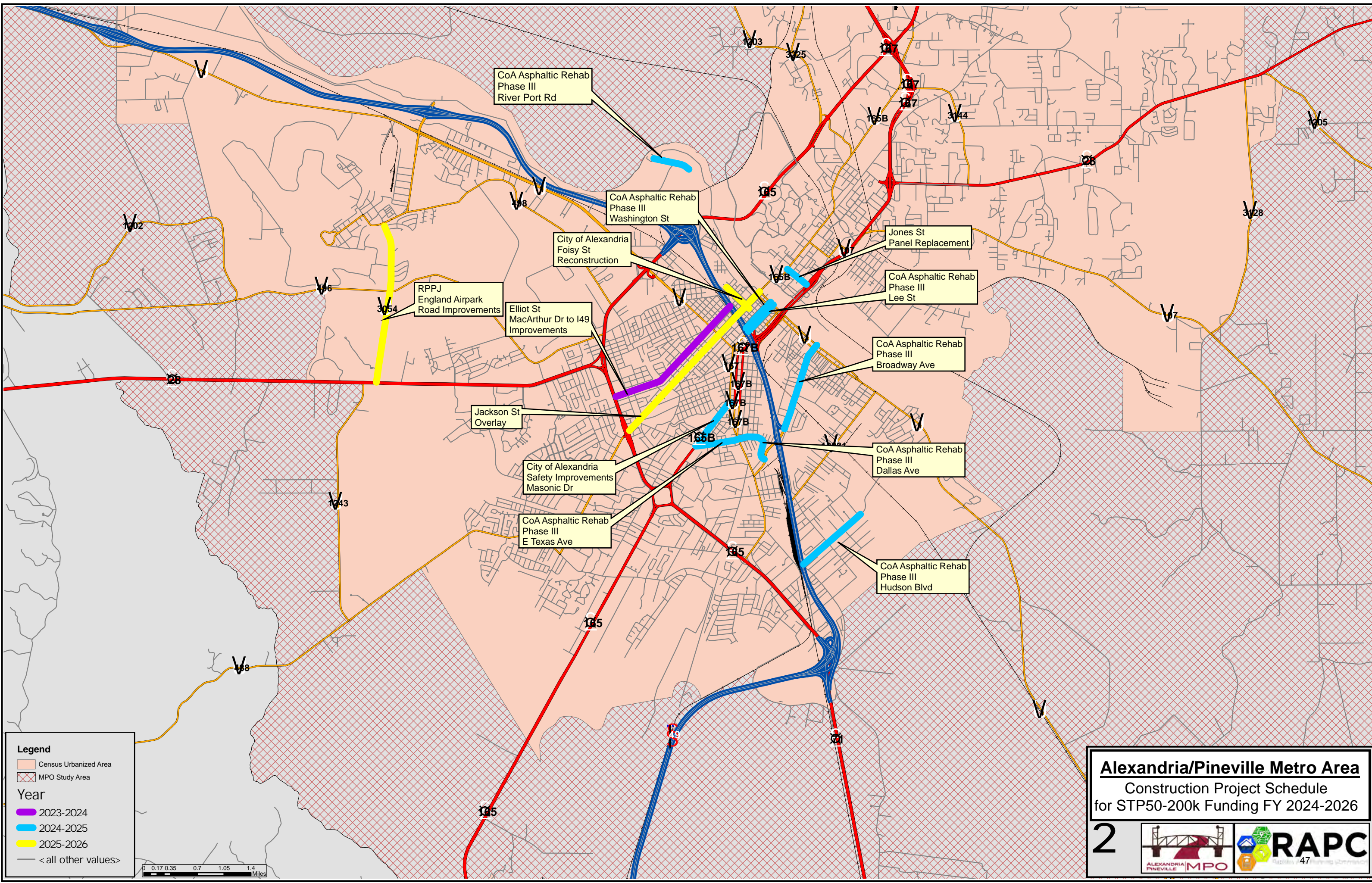
TRANSIT ELEMENT								
TRANSPORTATION IMPROVEMENT PROGRAM								
Alexandria/Pineville Metropolitan Area								
Code	Description	Match Type	Section	Total Amount	Federal Share	Local Share	Fed Agency	Local Sponsor
FFY 2022 - 2023								
30.09.00	Operating Assistance	50/50	5307 Operating	\$2,948,340	\$1,474,170	\$1,474,170	FTA	ATRANS
11.32.10	Replace (Six) Bus Stop Shelters	80/20	5307 Capital	\$133,240	\$106,592	\$26,648	FTA	ATRANS
11.7A.00	Preventive Maintenance	50/50	5307 Operating	\$80,000	\$40,000	\$40,000	FTA	ATRANS
11.42.06	Acquire Shop Equipment	80/20	5307 Capital	\$385,000	\$308,000	\$77,000	FTA	ATRANS
11.30.01	1% Security Capital Bus	50/50	5307 Operating	\$30,000	\$15,000	\$15,000	FTA	ATRANS
11.62.03	Upgrade Radios	80/20	5307 Capital	\$30,000	\$24,000	\$6,000	FTA	ATRANS
Sub-Total				\$3,606,580	\$1,967,762	\$1,638,818		
FFY 2023 - 2024								
30.09.00	Operating Assistance	50/50	5307 Operating	\$2,683,752	\$1,341,876	\$1,341,876	FTA	ATRANS
11.32.10	Replace (Six) Bus Stop Shelters	80/20	5307 Capital	\$191,750	\$153,400	\$38,350	FTA	ATRANS
11.7A.00	Preventive Maintenance	50/50	5307 Operating	\$50,000	\$25,000	\$25,000	FTA	ATRANS
11.30.01	1% Security Capital Bus	50/50	5307 Operating	\$30,000	\$15,000	\$15,000	FTA	ATRANS
Sub-Total				\$2,955,502	\$1,535,276	\$1,420,226		
FFY 2024 - 2025								
30.09.00	Operating Assistance	50/50	5307 Operating	\$2,788,054	\$1,394,027	\$1,394,027	FTA	ATRANS
11.7A.00	Preventive Maintenance	80/20	5307 Capital	\$100,000	\$80,000	\$20,000	FTA	ATRANS
11.42.11	Acquire Support Vehicles	100/0	ARP 5307 Capital	\$161,995	\$161,995	\$0	FTA	ATRANS
11.30.01	1% Security Capital Bus	50/50	5307 Operating	\$30,000	\$15,000	\$15,000	FTA	ATRANS
11.12.15	Replace (two) Minivans	85/15	5307 Capital	\$176,850	\$150,323	\$26,528	FTA	ATRANS
ICAM	Consolidated Transit Vehicle Inspection & Training Center	80/20	ICAM	\$480,000	\$384,000	\$96,000	FTA	RAPC
Sub-Total [FTA 5307 + ICAM]				\$3,736,899	\$2,185,345	\$1,551,555		
FTA 5307 ONLY				\$3,256,899	\$1,801,345	\$1,455,555		
FFY 2025 - 2026								
30.09.00	Operating Assistance	50/50	5307 Operating	\$2,860,744	\$1,430,372	\$1,430,372	FTA	ATRANS
11.30.01	1% Security Capital Bus	50/50	5307 Operating	\$30,000	\$15,000	\$15,000	FTA	ATRANS
11.62.03	Upgrade Radios	80/20	5307 Capital	\$30,000	\$24,000	\$6,000	FTA	ATRANS
11.7A.00	Preventive Maintenance	80/20	5307 Capital	\$119,216	\$95,373	\$23,843	FTA	ATRANS
Sub-Total				\$3,039,960	\$1,564,745	\$1,475,215		
FFY 2023 - 2026 [FTA 5307 Grand Total]				\$12,858,941	\$6,869,127	\$5,989,814		
FFY 2023 - 2026 [FTA ICAM Grand Total]				\$480,000	\$384,000	\$96,000		
FFY 2023 - 2026 [Grand Total]				\$13,338,941	\$7,253,127	\$6,085,814		

AMENDMENT 7

FTA 5310 & 5311 Project Listings

FY	Transit Agency	Grant Type	Assistance Type	\$ Requested	RAPC Received LOI	RAPC Issued LOS
FY19	Vernon Council on Aging (V-COA)	5311	Operating	\$219,834	31-Aug-17	12-Sep-17
FY19	Avoyelles Society for the Developmentally Disabled (ASDD)	5310	Operating	\$50,000	23-Oct-17	23-Oct-17
FY19	LaSalle Association for the Developmentally Delayed (LADD)	5310	Capital	\$59,901	26-Oct-17	27-Oct-17
FY19	Concordia Council on Aging (C-COA)	5310	Operating		26-Oct-17	27-Oct-17
FY19	Catahoula ARC	5310	Capital	\$55,966	7-Nov-17	7-Nov-17
FY19	Avoyelles Council on Aging (A-COA)	5311	Operating	\$463,950	10-Nov-17	14-Nov-17
FY19	Avoyelles Council on Aging (A-COA)	5311	Capital	\$195,000	10-Nov-17	14-Nov-17
FY19	Rapides Senior Citizen Center	5311	Capital	\$105,706	Issued November 10, 2017 (resent) January 9, 2018	9-Jan-18
FY19	Greyhound Van Lines	5311	Operating		3-Jan-18	18-Jan-18
FY19	ARC Rapides	5310	Operating	\$130,000	19-Jan-18	19-Jan-18
FY19	ARC Rapides	5310	Capital	\$255,976	19-Jan-18	19-Jan-18
FY19	ATRANS	5307	Operating	\$1,016,640	Not Requested	n/a
FY20	LaSalle Association for the Developmentally Delayed (LADD)	5310	Capital	\$60,985.72	1-Aug-18	7-Aug-18
FY20	Avoyelles Council on Aging (A-COA)	5311	Operating	\$256,000	3-Aug-18	7-Aug-18
FY20	Avoyelles Council on Aging (A-COA)	5311	Capital	\$79,122	3-Aug-18	7-Aug-18
FY20	Vernon Council on Aging (V-COA)	5311	Capital	\$196,297	6-Sep-18	7-Sep-18
FY20	ARC Rapides	5310	Operating	\$121,790	10-Oct-18	10-Oct-18
FY20	ARC Rapides	5310	Capital	\$180,095	10-Oct-18	10-Oct-18
FY20	Rapides Senior Citizen Center	5311	Operating	\$121,790	15-Oct-18	15-Oct-18
FY20	Winn COA	5310	Capital	\$39,560	24-Oct-18	25-Oct-18
FY21	Vernon Council on Aging (V-COA)	5311	Operating	\$186,676	30-Sep-19	
FY21	Vernon Council on Aging (V-COA)	5311	Capital	\$67,254	30-Sep-19	

FY21	Avoyelles Society for the Developmentally Disabled (ASDD)	5310	Operating	\$20,000	27-Sep-19	
FY21	Avoyelles Council on Aging (A-COA)	5311	Operating		10-Sep-19	30-Sep-19
FY21	Avoyelles Council on Aging (A-COA)	5311	Capital		10-Sep-19	30-Sep-19
FY21	Avoyelles Council on Aging (A-COA)	5311	Capital		10-Sep-19	30-Sep-19
FY21	Rapides Senior Citizen Center	5311	Operating		30-Sep-19	
FY21	JB Transportation	5310	Capital		8-Oct-19	16-Oct-19
FY21	JB Transportation	5316	JARC		8-Oct-19	16-Oct-19
FY21	ARC Rapides	5310	Operating		24-Oct-19	
FY21	ARC Rapides	5310	Capital		24-Oct-19	
FY21	Greyhound Van Lines	5311(f)	Operating		3-Jan-20	7-Jan-20
FY22	Vernon Council on Aging	5311	Operational		25-Aug-21	25-Aug-21
FY22	Avoyelles Council on Aging	5311 / 5339	Capital		31-Aug-21	31-Aug-21
FY22	Rapides Senior Citizen Center	5311			27-Sep-21	27-Sep-21
FY22	The Arc Rapides	5310	Capital	\$142,556	14-Oct-21	14-Oct-21
FY22	Rapides Area Planning Commission	5311	Operational	\$510,000	1-Dec-21	6-Dec-21
FY22	Rapides Area Planning Commission	5311	Capital	\$840,000	1-Dec-21	6-Dec-21



CoA Asphaltic Rehab
Phase III
River Port Rd

CoA Asphaltic Rehab
Phase III
Washington St

City of Alexandria
Foisy St
Reconstruction

Jones St
Panel Replacement

RPPJ
England Airpark
Road Improvements

Elliot St
MacArthur Dr to I49
Improvements

CoA Asphaltic Rehab
Phase III
Lee St

CoA Asphaltic Rehab
Phase III
Broadway Ave

Jackson St
Overlay

City of Alexandria
Safety Improvements
Masonic Dr

CoA Asphaltic Rehab
Phase III
Dallas Ave

CoA Asphaltic Rehab
Phase III
E Texas Ave


CoA Asphaltic Rehab
Phase III
Hudson Blvd

Legend

Census Urbanized Area
 MPO Study Area

Year

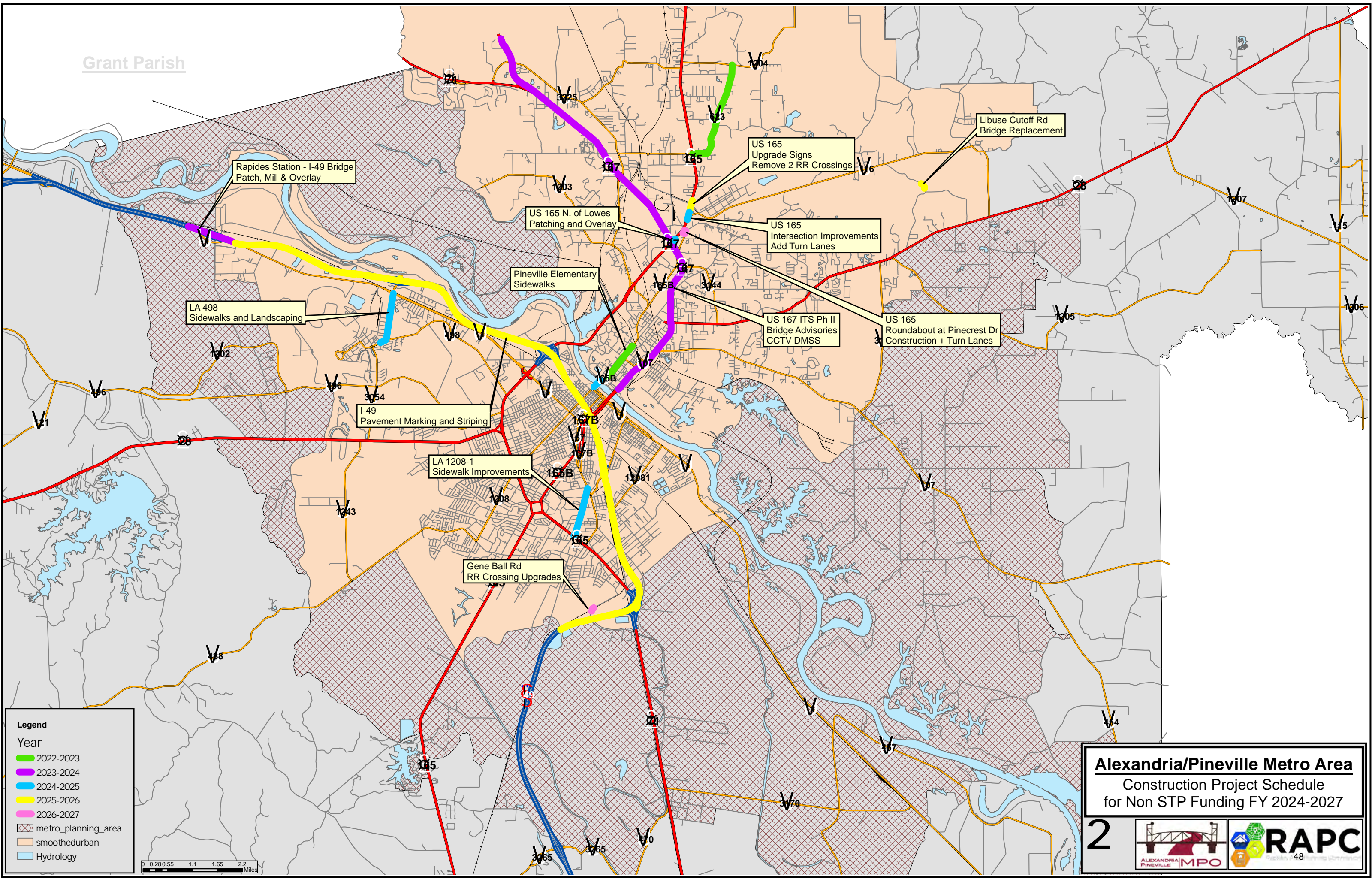
2023-2024
 2024-2025
 2025-2026
 < all other values >



Alexandria/Pineville Metro Area
 Construction Project Schedule
 for STP50-200k Funding FY 2024-2026

2

Grant Parish




Legend

Year

- 2022-2023
- 2023-2024
- 2024-2025
- 2025-2026
- 2026-2027

metro_planning_area
smoothedurban
Hydrology



Alexandria/Pineville Metro Area
Construction Project Schedule
for Non STP Funding FY 2024-2027

2



SECTION III

Financial Plan

The implementation of this plan will involve several funding sources. These sources include various programs at the local, State and Federal levels. On the Federal level these programs are under the Infrastructure Investment and Jobs Act (IIJA) and include the:

NATIONAL HIGHWAY PERFORMANCE PROGRAM (NHPP) [formerly NATIONAL HIGHWAY SYSTEM (NHS), NATIONAL BRIDGE PROGRAM, and INTERSTATE MAINTENANCE] - this category covers all interstate routes and a large percentage of urban principal arterials. The funding match under the NHPP for arterial routes is Federal (80)/Local (20), with the exception of the Interstate which has a funding match of Federal (90)/Local (10). This category of funds can also be used to replace or repair any bridge on a public road and has a funding match of Federal (80)/Local (20).

SURFACE TRANSPORTATION PROGRAM (STP) - this category is a block grant funding program with subcategories for States and Urban Areas. With the exception of local roads and rural minor collectors, these funds can be used for any roads including the NHS. The funding match is 80/20.

HIGHWAY SAFETY IMPROVEMENT PROGRAM (HSIP) – this category covers safety improvements to all public roads, but is constrained in that improvements in safety metrics are required to be eligible; however, funding can be up to a 100% federal share.

TRANSPORTATION ALTERNATIVES (TA) [formerly RECREATIONAL TRAILS, SAFE ROUTES TO SCHOOL (SRTS), AND TRANSPORTATION ENHANCEMENT (TE) PROGRAMS – this category covers improvements such as pedestrian and bicycle facilities, landscaping, historic preservation, recreational trails, infrastructure safety improvements within 2 miles of schools (K-8), and more. Based on the type of improvement, the federal share of funding can be up to 100%

Any costs not covered by Federal and State programs will be the responsibility of the local government jurisdictions. Local funds can come from a variety of sources including property taxes, sales taxes, user fees, special assessments, impact fees and bond issues.

Historic Funding By Improvement Type

An analysis of historical funding using the LADOTD listing of projects let between 1990 and 2019 inside the MPA. Non-recurring funds were excluded from each year's total historical revenue. Projects were then grouped by year with an average Consumer Price Index (CPI) factor used to convert the revenue into 2020 dollars. The database was then aggregated by general project type as shown in the table below:

Categories	30 Yr Total Actual Dollars	Annual Avg 2020 Dollars	Percent
Capacity	\$189,706,466	\$6,323,549	23.17%
Reconstruction	\$50,667,327	\$1,688,911	6.19%
Overlay	\$179,841,816	\$5,994,727	21.96%
Bridge	\$109,437,670	\$3,647,922	13.37%
Safety	\$152,414,314	\$5,080,477	18.61%
Enhancement	\$17,368,931	\$578,964	2.12%
ITS	\$26,656,465	\$888,549	3.26%
Maintenance	\$92,702,602	\$3,090,087	11.32%
Total	\$818,795,592	\$27,293,186.41	100.00%

Forecast Funding Availability

Financially Constrained Plan's feasibility was assessed by comparing the estimated cost of the programmed improvements let between 1990 and 2019 to the projected funds available by funding source and improvement type. Recurring funding projection was made analyzing historic data expenditures for street and highway construction inside the MPA.

Categories	Annual Funding	Percent
Capacity	\$6,000,000	30%
Reconstruction	\$1,500,000	8%
Overlay	\$4,000,000	20%
Bridge	\$3,000,000	15%
Safety	\$3,000,000	15%
Enhancement	\$400,000	2%
ITS	\$400,000	2%
Maintenance	\$1,700,000	9%
Annual Average	\$20,000,000	100%

Since 1990, \$818,795,592.00 have been spent on transportation projects in the Alexandria-Pineville Metropolitan Area. Surface Transportation Program (STP) funding for urbanized areas with a population less than 200,000 is approximately \$17,500,000 per year. The Alexandria-Pineville Metropolitan Area's STP (50-200K) share is approximately \$3,500,000 per year (including matching funds). All STP projects listed on the Alexandria-Pineville Metropolitan Area's TIP were based on funds allocated for this area. All non-STP (NHPP, HSIP, and TAP) projects that appear within this document were developed jointly by the MPO and in consultation with the LADOTD through their financially constrained STIP.

The four year FY 2023-2026 TIP was developed within the financial limits of all funding sources as presented by the MPO and LaDOTD. As priorities and needs change in the Alexandria-Pineville Metropolitan Area, this plan may be revised to respond to those changes.

MPO Allocation for FY 2023 (Est. July 1, 2022 - June 30, 2023)

FTA Section 5303 Metropolitan Planning Assistance FY 2023

Federal Total: \$1,101,410

MPO/Urbanized Area	Urban Population	Population Factor	Base Amount	MPO Allocation Amount	2023 MPO Allocation	State Project Number	DATE UPWP ADOPTED
RAPC/Alexandria	82,804	0.0297813	\$ 20,000	\$ 17,970.31	\$ 37,970	PL80-40-22	
CRPC/Baton Rouge	594,309	0.2137490	40,500	\$ 128,978.28	\$ 169,478	PL80-17-22	
RPC / Hammond	67,629	0.0243234	20,000	\$ 14,677.00	\$ 34,677	PL80-53-22	
SCPDC/Houma	144,875	0.0521057	20,000	\$ 31,441.10	\$ 51,441	PL80-55-22	
APC/Lafayette	252,720	0.0908932	20,000	\$ 54,845.87	\$ 74,846	PL80-28-22	
IMCAL/Lake Charles	143,440	0.0515896	20,000	\$ 31,129.67	\$ 51,130	PL80-10-22	
RPC/Mandeville-Covington	88,925	0.0319827	20,000	\$ 19,298.70	\$ 39,299	PL80-52-22	
OCOG/Monroe	116,533	0.0419122	20,000	\$ 25,290.26	\$ 45,290	PL80-37-22	
RPC/New Orleans	899,703	0.3235869	266,700	\$ 195,255.58	\$ 461,956	PL80-36-22	
NLCOG/Shreveport	298,317	0.1072926	30,800	\$ 64,741.43	\$ 95,541	PL80-09-22	
RPC/Slidell	91,151	0.0327833	20,000	\$ 19,781.80	\$ 39,782	See RPC/Mandeville	
TOTALS	2,780,406	1.0000000	\$ 498,000	\$ 603,410	\$ 1,101,410		

MPO Allocation for FY 2023 (Est. July 1, 2022 - June 30, 2023)	\$ 1,101,410
Less Base Amounts (including base amounts for Mandeville/Covington, Slidell, and Hammond)	\$ 498,000
Total used in proportion	\$ 603,410

NOTES:

FTA directs each state to develop a formula for the combined Section 5303 Planning Grant apportionment in its funding distribution to each MPO. The formula must ensure that no MPO is allocated less than the amount it received by administrative formula in fiscal year 1991.

The population for each area is based on the U.S. Department of Commerce, Bureau of the Census, Newly-Defined 2010 Urbanized Areas by city. Funding to the new urbanized areas created after implementation of the 1991 based formula can be restricted and/or limited if the total apportionment falls below the 1991 base. The population factor was obtained by dividing each MPO urbanized area population by the total state urbanized population. The FY 2021 estimated allocation was equitably distributed to each area using the population factor (pop factor x total used in proportion (\$89,812) = MPO allocation + base amount amount = total MPO allocation).

This schedule reflects the distribution of the Section 5303 Fiscal Year 2021 Appropriation from the Federal Transit Administration (FTA).

Transportation Performance Measures

With the passage of the Federal surface transportation legislation, “Moving Ahead for Progress in the 21st Century” (MAP-21), performance-based planning (PBP) has taken forefront with even greater significance. FAST Act (2015) further emphasized ensuring performance-based planning continues with mandates to both statewide and metropolitan planning processes to incorporate a more comprehensive performance-based approach to their decision-making. The legislation requires the USDOT, in consultation with States, MPOs and other stakeholders, to establish performance measures in the following areas:

- a) Safety
- b) Infrastructure Condition
- c) Congestion Reduction
- d) System Reliability
- e) Freight Movement and Economic Vitality
- f) Environmental Sustainability
- g) Reduced Project Delivery Delays

The TIP is a critical component of the Performance-Based Planning process because it commits transportation funding to specific improvement projects and operational strategies. Through this process, MPOs link planning to programming by prioritizing projects and allocating requisite funding for projects within the TIP ensuring consistency with the goals established in the Metropolitan Transportation Plan (MTP).

Safety Performance Measures/Target Setting

The FAST Act and subsequent federal rule-making established five performance measures related to safety. The measures are:

1. Number of Fatalities;
2. Number of Serious Injuries;
3. Rate of Fatalities per 100 million vehicle miles traveled;
4. Rate of Serious Injuries per 100 million vehicle miles traveled;
5. Number of Non-motorized Fatalities and Serious Injuries.

Federal regulations require the Louisiana Department of Transportation and Development (LADOTD) to establish and report annual performance targets by February 28 of each year. MPOs are required to either adopt and support the LADOTD’s statewide targets or set their own targets specific to their areas. Annual targets will be expressed as five-year rolling averages and be compared with a five-year rolling average base period comprising of the five calendar years ending prior to the year the targets are due.

LADOTD, in coordination with the Louisiana Highway Safety Commission, has established statewide targets for each of the five performance measures as follows:

- 1% annual reduction in fatalities from a 2022 baseline of 841 to a target of 724 in 2024
- 1% annual reduction in serious injuries from a 2022 baseline of 1673 to a target of 1639 in 2024
- 1% annual reduction in fatality rate from a 2022 baseline of 1.608 to a target of 1.576 in 2024

- 1% annual reduction in in serious injury rate from a 2022 baseline of 3.173 to a target of 3.110 in 2024
- 1% annual reduction in non-motorized fatalities and serious injuries from a 2022 baseline of 447 to a target of 438 in 2024

RAPC is supporting LADOTD’s safety targets and amended the current Alexandria-Pineville MPO Metropolitan Transportation Plan (MTP 2045) to adopt and support LADOTD’s statewide measures and targets related to transportation safety as mentioned above. The Alexandria-Pineville MPO Transportation Policy Committee formally met February 8, 2024, and approved supporting LADOTD’s statewide targets following a 14-day public comment period January 22 thru February 6 2024. No comments were received.

The corresponding data for both LADOTD and the A/P-MPO’s targets is as follows:

	Measure	Annual Targeted Change	Base (2016-2020) Rolling Average	Target (2022)	Base (2017-2021) Rolling Average	Target (2023)	Base (2018-2022) Rolling Average	Target (2024)
State	Fatalities	1% reduction	771	755	814	797	841	824
	Serious Injuries		1370	1343	1425	1396	1673	1639
	Fatality Rate		1.537	1.506	1.601	1.568	1.608	1.576
	Serious Injury Rate		2.73	2.676	2.804	2.748	3.173	3.110
	Non-Motorized Fatalities and Serious Injuries		378	371	398	390	447	438
Local	Fatalities		12	12	15	15	16	16
	Serious Injuries		17	17	18	18	24	24
	Fatality Rate		1.229	1.206	1.467	1.438	1.535	1.504
	Serious Injury Rate		1.711	1.672	1.78	1.745	2.265	2.220
	Non-Motorized Fatalities and Serious Injuries		8	8	8	8	11	10

The FY 2022 safety contract provides additional funding for the MPO to develop Parish Local Road Safety Plans (LRSP). LRSP’s aim to identify hotspots and provide data to elected officials to make informed decisions on project prioritization and sound finial management decisions.

Transit Performance

Transit providers that received FTA funding are also required to incorporate performance management into their planning and programming process. This requires the creation of a Transit Asset Management (TAM) Plan and State of Good Repair (SGR) performance targets. Atrans is the only fixed route urban transit service provider availing FTA 5307 grant within the A/P MPO metropolitan area. The MPO is supports Atrans transit performance targets. All other on-demand transit service providers (FTA 5310 and/or FTA 5311 grant) are covered by LaDOTD’s group TAM plan.

Asset Class	Performance Measures	Target
Rolling Stock All revenue vehicles	Age - % of revenue vehicles within a particular asset class that have met or exceeded their Useful Life Benchmark (ULB)	10% of buses and vans must exceed ULB
Equipment Non-revenue vehicles	Age - % of vehicles that have met or exceeded their Useful Life Benchmark (ULB)	0.9
Facilities All buildings or structures	Condition - % of facilities with a condition rating below 3.0 on the FTA Transit Economic Requirements Model (TERM) Scale	All building must remain above 3.0 rating on the TERM scale

Transit Safety Performance Measures

The PTASP Final Rule, 49 CFR Part 673.11(a)(3), requires that all public transportation providers must develop an Agency Safety Plan (ASP) to include Safety Performance Targets (SPT) based on the safety performance measures established under the NSP. The safety performance measures included in the NSP are fatalities, injuries, safety events, and system reliability (State of Good Repair as developed and tracked in the TAM Plan). Atrans used past five (5) years of reported data to develop rolling averages listed in Table 5.7. Targets are set at the current NTD reported five-year average.

Safety Performance Measure	SPT		SPT	
Fatalities	Total Number Reported		Rate Per Total VRM	
Injuries	Total Number Reported		Rate Per Total VRM	
Safety Events	Total Number Reported		Rate Per Total VRM	
System Reliability	Mean distance between major mechanical failure			
System Performance Measure	Fixed Route		Demand Response	
	Baseline (2019)	Target	Baseline (2019)	Target
Fatilities	0.2	0.2	0	0
Rate of Fatalities*	0.000000396	0.000000396	0	0
Injuries	0.2	0.2	0	0
Rate of Injuries*	0.000000396	0.000000396	0	0
Safety Events	4.4	4.4	0	0
Rate of Safety Events	0.000008721	0.000008721	0	0
Mean Distance Between Major Mechanical Failure	504,552.40	504,552.40	76,916.40	76,916.40
* rate = total number for the year/total revenue vehicle miles traveled				

System Performance Measures & Targets

The current TIP is consistent with the established goals of the MTP. The TIP project selection process has filtered projects focused on pavement and bridge preservation and is in sync with achieving PM2 and PM3 performance targets.

The PM2 Performance Measures are Pavement (Rutting, cracking, faulting, IRI) and Bridge Condition (total deck area) related while PM3 System Performance Measures involves Reliability on Interstate, Non-Interstate and Truck Travel Times.

RAPC is supporting all of LADOTD’s system performance (PM2 and PM3) targets sans Good condition rating on Non-Interstate NHS measure and seeks amendment to the current Alexandria/ Pineville MPO Metropolitan Transportation Plan (2045) and TIP FY 2023- 2026, to adopt and support LADOTD’s measures and targets.

System Performance Measure	LADOTD Targets			MPA Targets	
	Baseline (2022)	2-Year Target (2024)	4-Year Target (2026)	Baseline (2017)	4-Year Target (2022)
<i>% Interstate Pavement Good Condition</i>	22%	16.9%	13.5%	0%	13.5%
<i>% Interstate Pavement Poor Condition</i>	1.7%	2.1%	2.4%	1%	2.4%
<i>% Non-Interstate NHS Pavement Good Condition</i>	15.9%	9.8%	5.7%	11%	5.7%
<i>% Non-Interstate NHS Pavement Poor Condition</i>	11.9%	14.3%	15.9%	11%	15.9%
<i>% NHS Bridges Good Condition</i>	38.3%	34.2%	34.7%	50.6%	34.7%
<i>% NHS Bridges Classified Poor Condition</i>	6.8%	4.6%	4.7%	0.5%	2%
<i>% of the Person-Miles Traveled on the Interstate that are Reliable</i>	88.9	88.4	87.9	99.7	98.5
<i>% of the Person-Miles Traveled on the Non-Interstate that are Reliable</i>	89.4	88.1	86.9	95.3	92.7
<i>Truck Travel Time Reliability (TTTR) Index</i>	1.37	1.40	1.43	1.13	1.19

Performance Based Planning & TIP Projects

The 2045 Metropolitan Transportation Plan (MTP) set the tone to utilize performance-based planning approach in sync with the federal requirements of MAP-21 and continued in FAST Act. Performance based planning and programming (PBPP) is the strategic application of performance management that is based on the development, application, and monitoring of performance data in both the TIP as well as MTP. Based on public vision and input, the MTP identified Safety and System Preservation as top priorities in identifying projects. The Alexandria MPA currently does not have any locally owned NHS segments.

The total number of projects within the four-year TIP includes: 10 roadway safety related, including 6 PM2 system performance related, in addition to 20 transit related projects, accounting for an overall total of 36 projects. The number of roadway related projects (10) pertaining to safety performance measures is 17.9% totaling \$4.92 million which is in line with 'safety' goal as outlined in the MTP 2045 prioritization. The MPO's Transportation Policy Committee emphasizes the need to invest in STBGP dollars in system preservation by allocation projects to **regionally significant roadways and bridges** which is reflected as a goal in the MTP. Therefore, the TIP includes 6 projects (48.6%) which focus on pavement and bridge related work totaling \$13.93 million.

The table on the following page showcases how projects included in the TIP help the MPO achieve selected performance targets and regional transportation system goals. TIP projects were categorized as roadway safety, transit, and condition (pavement & bridge). Total funding programmed for each category were then added and used to calculate the percentage of investment programmed to attain selected performance targets and goals established by the MPO's long range transportation plan - MTP 2045.

FFY	TIP Project	MTP 2045 Goals						Approx. # of Crashes* (2019-2022)	Performance Measures						FED \$	NON-FED \$
		1	2	3	4	5	6		SAFETY		TRANSIT		PAVEMENT/BRIDGE			
		Safety	System Preservation & Modernization	Capacity Management & Mobility	Stewardship	Transportation Equity	Economic Vitality		#	TOTAL \$ STP50-200K + LOCAL MATCH	#	TOTAL \$ STP50-200K + LOCAL MATCH	#	TOTAL \$ STP50-200K + LOCAL MATCH		
	Motorist Assistance Patrol	X							1	\$ 673,217					\$ 306,008	\$ 367,209
														\$ 306,008	\$ 367,209	
														STP50-200K	LOCAL	
2022-2023	TRANSIT ELEMENT															
	Operating Assistance				X	X	X			1	\$2,970,000			\$ 750,000	\$ 750,000	
	Bus Shelter Replacement Program - Phase I	X	X	X	X	X	X			2	\$133,240			\$ 121,981	\$ 30,495	
	Preventative Maintenance	X	X							3	\$80,000			\$ 64,000	\$ 16,000	
	Shop Equipment (Misc.)		X							4	\$385,000			\$ 308,000	\$ 77,000	
	Bus Security Improvements (1%)	X	X							5	\$30,000			\$ 10,500	\$ 3,000	
	Upgrade Fleet Radios		X	X						6	\$30,000			\$ 24,000	\$ 6,000	
														\$ 1,278,481	\$ 882,495	
														FTA	ATRANS	
	Elliot Street Improvements	X	X		X			131				1	\$ 1,958,000	\$ 1,566,400	\$ 391,600	
	Motorist Assistance Patrol	X							2	\$ 807,860				\$ 363,537	\$ 444,323	
														\$ 1,929,937	\$ 835,923	
														STP50-200K	LOCAL	
	TRANSIT ELEMENT															
	Operating Assistance				X	X	X			7	\$2,613,200			\$ 750,000	\$ 750,000	
	Shop Equipment (Misc.)		X							8	\$40,000			\$ 32,000	\$ 8,000	
	Bus Shelter Replacement Program - Phase II	X	X	X	X	X	X			9	\$191,750			\$ 121,981	\$ 30,495	
	Preventative Maintenance	X	X							10	\$50,000			\$ 25,000	\$ 25,000	
	Bus Security Improvements (1%)	X	X							11	\$30,000			\$ 10,500	\$ 3,000	
														\$ 939,481	\$ 816,495	
														FTA	ATRANS	
	Metropolitan Transportation Plan Update											3	\$ 800,000	\$ 240,000	\$ 360,000	
	RAPC CRP Planning Study				X	X						4	\$ 250,000	\$ 200,000	\$ 50,000	
	Motorist Assistance Patrol	X							4	\$ 555,431				\$ 277,715	\$ 277,715	
														\$ 717,715	\$ 687,715	
														STP50-200K	LOCAL	
	TRANSIT ELEMENT															
	Operating Assistance				X	X	X			12	\$2,737,162			\$ 750,000	\$ 750,000	
	Preventative Maintenance	X	X							13	\$100,000			\$ 80,000	\$ 20,000	
	Support Vehicle Replacement		X							14	\$107,552			\$ 86,042	\$ 21,510	
	Bus Security Improvements (1%)	X	X							15	\$15,000			\$ 10,500	\$ 3,000	
	(Three) Replacement 30-35' Buses		X	X		X				16	\$1,150,000			\$ 360,000	\$ 90,000	
	Consolidated Transit Vehicle & Training Facility (ICAM)		X	X		X				17	\$480,000			\$ 384,000	\$ 96,000	
	Replace (two) Minivans		X	X		X				18	\$170,000			\$ 120,000	\$ 30,000	
														\$ 1,790,542	\$ 1,010,510	
														FTA	ATRANS	
	Masonic Drive: Texas Ave to Lee St.	X	X	X		X		54	3	\$ 660,000		5	\$ 660,000	\$ 528,000	\$ 132,000	
	England Airpark Roadway Improvements		X		X		X	8				6	\$ 1,892,000	\$ 1,720,000	\$ 378,400	
	MPA Aerial Photography		X									7	\$ 80,000	\$ 64,000	\$ 16,000	
	Motorist Assistance Patrol	X							5	\$ 605,924				\$ 302,962	\$ 302,962	
														\$ 2,614,962	\$ 829,362	
														STP50-200K	LOCAL	
	TRANSIT ELEMENT															
	Operating Assistance				X	X	X			19	\$2,920,000			\$ 750,000	\$ 750,000	
	Bus Security Improvements (1%)	X	X							20	\$30,000			\$ 10,500	\$ 3,000	
	Preventative Maintenance		X							21	\$100,000			\$ 80,000	\$ 20,000	
														\$ 840,500	\$ 773,000	
														FTA	ATRANS	

Tip Project Selection Criteria

The 2045 Metropolitan Transportation Plan (MTP) outlines the roadway project prioritization criteria. The TIP project selection adheres to MTP guidelines to keep in line with the goals and vision stabled by the MTP. The MPO uses a tiered approach to determine how projects are prioritized. Each project under consideration for inclusion in the TIP and MTP was initially evaluated and assigned points in Tier I based on their ability to improve safety, reduce travel delay, and improve system connectivity. For example, a project that meets multiple goal categories may be considered a high priority for investment. Projects not meeting the threshold for addressing these criteria are removed from further consideration for inclusion in the implementation program. The table below shows the prioritization criteria and maximum points criteria used to evaluate each candidate project, weighted based on importance.

Tier I Criteria	Possible Points
Safety	80
Travel Delay Reduction	80
System Connectivity	40
TOTAL	200
Tier II Criteria	Possible Points
Plan Consistency / Feasibility / Readiness	20
Potential Freight Benefits	20
Potential Bike / Ped. Benefits	20
Potential Impact to Community or Natural Resources	20
Potential Environmental Justice and Low-income Population Impact	20
TOTAL	100

MPO staff issues a Call for Projects before the start of each Federal Fiscal Year (FFY). The Technical Advisory Committee (TAC) discuss at length all the projects received within the auspices of the project selection criteria mentioned above. Moreover, staff advises TAC to ensure selected projects adhere to anticipated performance targets. TAC advises staff to forward the selected projects to the Transportation Policy Committee (TPC). Finally, TPC deliberates on the TAC selected projects and provides final direction to APMPO staff, pending public comment. Staff issues a notice using electronic and print media that the plan available for a minimum 14-day public review and comment period, providing complete TIP document for public view at all locations identified within the Public Participation Plan. If no public comments are received, the TPC Chair signs a Resolution adopting the TIP.

Project ranking criteria scoring measures, data sources, and scoring scales for these criteria can be found in the table below:

PROJECT PRIORITIZATION CRITERIA MEASURES

Criterion	Rationale	Measure	0	5	10	15	20	40
Travel Delay Reduction Benefits	Prioritize projects that reduce travel time delay in a cost-efficient manner	<i>Benefit/Cost Ratio (Annual dollars saved from reduced delay divided by project cost)</i>	Points awarded in increments of 10 based on breaks in the distribution values.					
Safety	Prioritize projects that address existing safety hot spots and corridors.	<i>Qualitative assessment based on historic crash data and engineer's assessment.</i>	No safety benefits	X	X	Minimal safety benefits	Moderate safety benefits	Considerable safety benefits
System Connectivity & Continuity	Connectivity benefits exceed delay reduction, especially as it relates to the provision of alternative routes for automobiles and direct routes for bicyclists and pedestrians.	<i>For new alignments: Roadways classified as arterials or higher intersected per mile (principal arterials, expressways, and interstates count 2 times) For widening: Number of connections or intersections with existing widened facilities.</i>	0 to 0.5 intersections/ no connection or intersection	0.5 to 1 intersections per mile/1 connection or intersection	1 to 1.5 intersections per mile/2+ connections or intersections	1.5 to 2 intersections per mile/no points possible for widening	2+ intersections per mile/no points possible for widening	X
Intermodal & Multimodal Benefits	Prioritize projects that have the potential to improve bike/ped conditions.	<i>Type of roadway, adjacency to planned bike/ped facility</i>	Expressway, interstate, or other facility that prohibits bike/ped traffic	X	All other roadways not adjacent to planned bike/ped facility	X	All other roadways adjacent to planned bike/ped facility that would likely be included in project scope	X
Plan Consistency	Prioritize projects that have been vetted in locally-adopted plans or existing studies.	<i>In previous locally-adopted plan or in preliminary study.</i>	No previous plans or study	In previous MTP, vision/project (unfunded)	In previous MTP, fiscally-constrained project (funded)	In local or statewide plan (e.g. Comprehensive or Statewide Plan)	Preliminary study (e.g. Stage 0, preliminary engineering study, etc.)	X
Potential Impact to Community or Natural Resources	Avoid negative and costly environmental impacts.	<i>Proximity to community or natural resources like historic sites, recreational areas, churches, cemeteries, preserves, etc.</i>	Considerable perceived impact	X	Moderate perceived impact	Minimal perceived impact	No perceived impact	X
Potential Impact to Minority & Low-Income Population	Avoid prioritizing projects that are likely to have disproportionately high and adverse impacts to Environmental Justice (EJ) groups.	<i>Percentage of population along project corridor that is a minority or in a low-income household.</i>	EJ population 1.5 times or higher than planning area average	EJ population above planning area average	EJ population below planning area average	If the MPO determines that the roadway project going through an EJ area has support from its minority/low-income community, the project will receive maximum points. Projects with a surrounding are of less than 50 people per developed acre are considered undeveloped and receive maximum points.		
Potential Freight Benefits	Prioritize projects that benefit the movement of goods.	<i>Hours of delay reduced for freight trucks. Points awarded based on distribution of data.</i>	No freight benefits	Low freight benefits	Moderate freight benefits	High freight benefits	Highest freight benefits	X

X = not applicable (N/A)

SECTION IV

Title VI Notice

Title VI Policy Statement

It is the policy of the Rapides Area Planning Commission that no person shall on the grounds of race, color, and national origin, be excluded from participation in, be denied the benefits of, or be subjected to discrimination in any operation of the Rapides Area Planning Commission as provided by Title VI of the Civil Rights Act of 1964 and related statutes.

This policy applies to all operations of the Rapides Area Planning Commission, including its contractors and anyone who acts on behalf of the Rapides Area Planning Commission. This policy also applies to the operations of any department or agency to which the Rapides Area Planning Commission extends federal financial assistance. Federal financial assistance includes grants, training, equipment usage, donations of surplus property, and other assistance.

Prohibited discrimination may be intentional or unintentional. Seemingly, neutral acts that have disparate impacts on individuals of a protected group and lack a substantial legitimate justification are a form of prohibited discrimination. Harassment and retaliation are also prohibited forms of discrimination.

Examples of prohibited types of discrimination based on race, color, or national origin include: Denial to an individual any service, financial aid, or other benefit; Distinctions in the quality, quantity, or manner in which a benefit is provided; Segregation or separate treatment; Restriction in the enjoyment of any advantages, privileges, or other benefits provided; Discrimination in any activities related to highway and infrastructure or facility built or repaired; and Discrimination in employment.

Title VI compliance is a condition of receipt of federal funds. The Title VI Coordinator is authorized to ensure compliance with this policy, Title VI of the Civil Rights Act of 1964, 42 USC § 2000d and related statutes, 42 USC 4601 to 4655; 23 USC 109(h); 23 USC 324; DOT Order 1050.2; EO 12250; EO 12898; 28 CFR 50.3 and 49 CFR part 21.

Committee Members

RAPC Transportation Technical Advisory Committee

Member Entity	Committee Members
City of Alexandria	Mike Wilkinson
City of Pineville / Town of Ball	Tom David (Chair)
	Rhett Desselle
RPPJ	Cory Ashmore
LADOTD -08	Jonathan Lachney
	Dale Craig
LADOTD - HQ	Dawn Sholmire
LADOTD Public Transit	Tina Althalone
RAPC	Matt Johns
	Jonathan Bolen
	Nick Blackstone
	Blake Powell

RAPC Transportation Policy Committee

	Member Entity	Designee
<i>voting members</i>	Pineville	Mayor Joe Bishop (Vice Chair) (Alternate, Darrell Basco)
		Nathan Martin (Alternate, Tom Bouchie)
	Alexandria	Mayor Jacques Roy (Chair) (Alternate, Kay Michiels)
		Cynthia Perry (Alternate, Mike Wilkinson)
		Jules Green
	RPPJ	Craig Smith (Alternate, Cory Ashmore)
	Town of Ball	Ollie Overton
		Mayor Gail Wilking (Alternate, Ellen Melancon)
	England Authority	Ralph Hennessey (Alternate, Scott Gammel)
	Central Louisiana Regional Port	Ben Russo (Alternate, Terry Spruill)
LADOTD-08	Troy Roussell (Alternate, Jonathan Lachney)	
<i>ex-officio non-voting</i>	LADOTD-HQ	Dawn Sholmire (Alternate, Tanya Moore)
	FHWA	Laura Phillips (Alternate, Tamaya Huff)
	FTA	Lynn Hayes

Committee Member Addresses

Mayor Jacques Roy
City of Alexandria
P.O. Box 71
Alexandria, LA 71301

Dawn Sholmire
LaDOTD HQ
P.O. Box 94245
Baton Rouge, LA 70804-9245

Councilman Nathan Martin
City of Pineville
300 Pearce Rd
Pineville, LA 71360

Troy Russell
Administrator LaDOTD 08
P.O. Box 5945
Alexandria, LA 71307-5945

Ralph Hennessey
England Airpark
1611 Arnold Dr
Alexandria, LA 71303

Councilman Jules Green
City of Alexandria
P.O. Box 71
Alexandria, LA 71309

President Craig Smith
Rapides Parish Police Jury
20 Paul Cemetery Rd
Deville, LA 71328

Ollie Overton
Rapides Parish Police Jury
701 Murray Street, Suite 201
Alexandria, LA 71301

Mayor Gail Wilking
Town of Ball
100 Municipal Ln
Ball, LA 71405

Lynn Hayes
Federal Transit Administration
819 Taylor St. Room 8A36
Ft. Worth, TX 76102

Mayor Joe Bishop
City of Pineville
P.O. Box 3820
Pineville, LA 71361

Laura Phillips
Federal Highway Administration
5304 Flanders Drive, Suite A
Baton Rouge, LA 70808

Ben Russo
Central LA Regional Port
600 Port Rd.
Alexandria, LA 71303

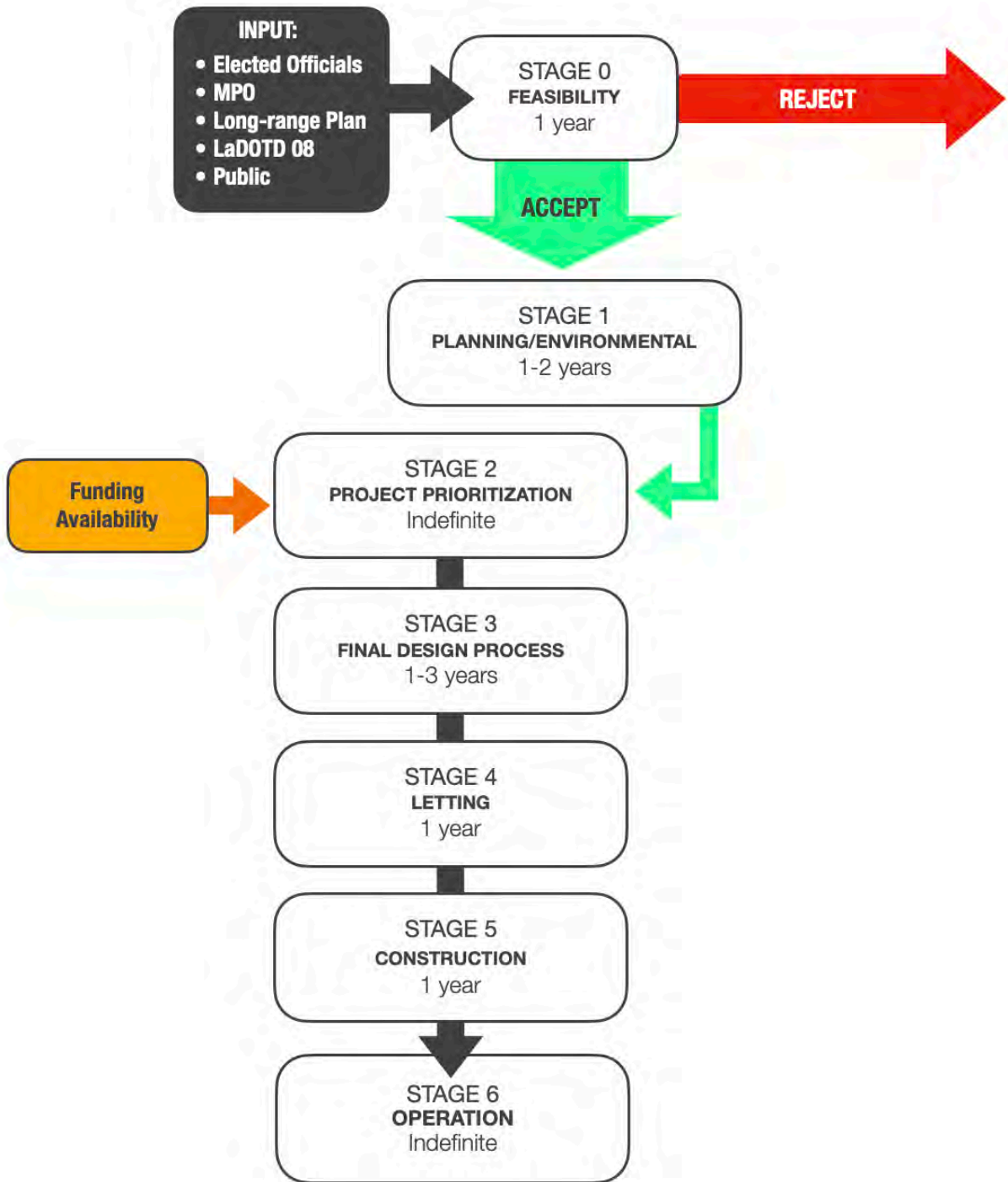
Councilwoman Cynthia Perry
City of Alexandria
P.O. Box 71
Alexandria, LA 71309

Committee Meeting Notices & Minutes

The following meeting notices and minutes can be found at www.rapc.info/transportation.

- MPO Transportation Policy Committee Meeting 12-05-2025
- MPO Transportation Policy Committee Meeting 09-03-2025
- MPO Transportation Policy Committee Meeting 06-11-2025
- MPO Transportation Policy Committee Meeting 02-05-2025
- MPO Transportation Policy Committee Meeting 12-04-2024
- MPO Transportation Policy Committee Meeting 09-04-2024
- MPO Transportation Policy Committee Meeting 06-05-2024
- MPO Transportation Policy Committee Meeting 02-08-2024
- MPO Transportation Policy Committee Meeting 12-08-2023
- MPO Transportation Policy Committee Meeting 09-06-2023
- MPO Transportation Policy Committee Meeting 06-07-2023
- MPO Transportation Policy Committee Meeting 02-01-2023
- MPO Transportation Policy Committee Meeting 12-02-2022
- MPO Transportation Policy Committee Meeting 09-07-2022
- MPO Transportation Policy Committee Meeting 06-08-2022
- MPO Transportation Policy Committee Meeting 02-11-2022
- MPO Transportation Policy Committee Meeting 12-08-2021
- MPO Transportation Policy Committee Meeting 10-26-2021
- MPO Transportation Policy Committee Meeting 08-30-2021
- MPO Transportation Policy Committee Meeting 05-26-2021
- MPO Transportation Policy Committee Meeting 02-10-2021
- MPO Transportation Policy Committee Meeting 11-19-2020
- MPO Transportation Policy Committee Meeting 07-16-2020
- MPO Transportation Policy Committee Meeting 05-27-2020
- MPO Transportation Policy Committee Meeting 04-09-2020
- MPO Transportation Policy Committee Meeting 02-18-2020
- MPO Transportation Policy Committee Meeting 08-29-2019
- MPO Transportation Policy Committee Meeting 06-25-2019
- MPO Transportation Policy Committee Meeting 05-16-2019
- MPO Transportation Policy Committee Meeting 02-06-2019
- MPO Transportation Policy Committee Meeting 10-29-2018
- MPO Transportation Policy Committee Meeting 09-06-2018
- MPO Transportation Policy Committee Meeting 04-05-2017
- MPO Transportation Policy Committee Meeting 02-16-2017
- MPO Transportation Policy Committee Meeting 11-01-2017
- MPO Transportation Policy Committee Meeting 05-22-2017
- MPO Transportation Policy Committee Meeting 02-16-2017
- MPO Transportation Policy Committee Meeting 11-01-2017
- MPO Transportation Policy Committee Meeting 05-22-2017
- MPO Transportation Policy Committee Meeting 04-12-2017
- MPO Transportation Policy Committee Meeting 12-19-2016
- MPO Transportation Policy Committee Meeting 08-17-2016
- MPO Transportation Policy Committee Meeting 04-07-2016
- MPO Transportation Policy Committee Meeting 08-26-2015
- MPO Transportation Policy Committee Meeting 08-26-2015
- MPO Transportation Policy Committee Meeting 04-02-2015
- MPO Transportation Policy Committee Meeting 09-23-2014
- MPO Transportation Policy Committee Meeting 07-10-2014
- MPO Transportation Policy Committee Meeting 03-24-2014

LaDOTD Project Development Process



What is an MPO and what is its role in the planning process?

The MPO is the forum for cooperative transportation decision making for the metropolitan planning area. An MPO is required in each urbanized area having a population of over 50,000. There are currently 400+ MPOs in the United States. These MPOs, in cooperation with states, transit operators, local municipalities, parishes and other key transportation entities in the metropolitan area carry out the planning process. These same agencies, under the coordination of the MPO, also cooperatively develop the annual Unified Planning Work Program (UPWP) and the 4-year Transportation Improvement Program (TIP).

In 1975 the Governor of Louisiana designated the Alexandria – Pineville Urbanized Area the sixth Metropolitan Planning Organization (MPO) in Louisiana. This designation occurred once the Urbanized Area (UA) exceeded 50,000 in population (Presently, the 2010 census population within the MPO planning area boundary is 131,613). Hammond (2013) is the latest MPO designation in Louisiana. Prior to that was Lake Charles (1984).

What is transportation planning and why does it exist?

The transportation planning process exists to provide the information needed for decision makers to choose among alternative strategies for improving transportation system performance.

Transportation planning is the process of:

- Establishing a community/regional vision and identifying how transportation fits into this vision.
- Developing/utilizing a cooperative and inclusive transportation vision and operations concept for the area.
- Understanding the types of decisions needed to achieve this vision.
- Assessing the opportunities and limitations of the future in relation to goals and desired system performance measures.
- Identifying near – and long-term consequences of alternative choices.
- Relating alternative decisions to goals, objectives, and system performance measures. Presenting this information to decision makers.
- Helping decision makers establish priorities and develop an investment program.

What is the importance of transportation planning in our metropolitan area?

The Intermodal Surface Transportation Efficiency act (ISTEA) of 1991 emphasized transportation planning with a focus on intermodal transportation. The Transportation Equity Act for the 21st Century (TEA-21) of 1998 continued the vision of ISTEA with seven planning factors that directly relate to quality of life in states and metropolitan areas. The Safe, Accountable, Flexible, Efficient Transportation Equity Act: A Legacy for Users (SAFETELU) of 2005 represents the largest surface transportation investment in our Nation's history, addressing many challenges facing our transportation system, such as improving safety, reducing traffic congestion, improving efficiency in freight movement, increasing intermodal connectivity, and protecting the environment and laying the groundwork for addressing future challenges. MAP-21, the Moving Ahead for Progress in the 21st Century Act (P.L. 112-141), was signed into law by President Obama on July 6, 2012. Funding surface transportation programs at over \$105 billion for fiscal years (FY) 2013 and 2014, MAP-21 is the first longterm highway authorization enacted since 2005. MAP-21 is a milestone for the U.S. economy and the Nation's surface transportation program.

By transforming the policy and programmatic framework for investments to guide the system's growth and development, MAP-21 created a streamlined and performance-based surface transportation program and built on many of the highway, transit, bike, and pedestrian programs and policies established in 1991. The FAST Act added two new planning factors and emphasized importance to national freight network. The most recent legislation Infrastructure Investment and Jobs Act (IIJA) authorizes \$1.2 trillion for transportation and infrastructure spending with \$550 billion of that figure going toward "new" investments and programs.

When developing transportation plans, planners should seek transportation solutions that:

- Maintain a continuing, cooperative and comprehensive planning process
- Enhance system integration and connectivity
- Promote efficient system management and operation
- Increase safety and security
- Increase accessibility and mobility options
- Protect the environment and improve quality of life
- Emphasis system preservation
- Support economic vitality
- Involve the general public
- Enhance travel and tourism.
- Improve the resiliency and reliability of the transportation systems and reduce/mitigate storm-water impacts on surface transportation.

PUBLIC REVIEW & ADOPTION

Media Contact:
Jonathan Bolen, Chief Transportation Officer
jbolen@rapc.info

June 8, 2023



PUBLIC COMMENT INVITED:

The Rapides Area Planning Commission, the local Metropolitan Planning organization (MPO), has released three documents for public review. Interested members of the public may review the following documents online at www.rapc.info/transportation:

- Bridge & Pavement Condition (PM2) and System Reliability (PM3) 4-year MPO Transportation Performance Measures
- FY2024 Unified Planning Work Program
- Transportation Improvement Program, Amendment 1

In order to meet the requirements provided within the Fixing America's Surface Transportation Act (FAST Act) and as outlined in our Public Participation Plan, these documents will be available for review and comment for a minimum period of (14) days prior to final adoption.

The MPO will accept comments on these documents from June 9 – June 26 at 4 pm. Public comments must be submitted in writing using the MPO's online public comment form, by email to jbolen@rapc.info, or by mail to Alexandria-Pineville Metropolitan Planning Organization, 803 Johnston St, Alexandria, LA 71301. Comments must be received by 4pm June 26, 2023.

Printed copies are available by request at the Rapides Area Planning Commission, 803 Johnston Street, Alexandria, LA 71301 or by calling 318-487-5401.

ADA Notice:

For alternative formats, translation services, or special accommodations, contact our ADA Coordinator, Kathy Powell, by phone 318-487-5401 ext. 15 at least 72 hours before the end of the public comment period.

NOTICE: Alexandria-Pineville Metropolitan Planning Organization | Public Comment Invited

Jonathan Bolen <jbolen@rapc.info>

Thu 6/8/2023 3:01 PM

Bcc:Nick Blackstone <nick@rapc.info>;metro@thetowntalk.com <metro@thetowntalk.com>;contact@cenlafocus.com <contact@cenlafocus.com>;Matt Johns <matt@rapc.info>;news@klax-tv.com <news@klax-tv.com>;Nick Blackstone <nick@rapc.info>;news@kalb.com <news@kalb.com>;news@thetowntalk.com <news@thetowntalk.com>;pat@cenlabroadcasting.com <pat@cenlabroadcasting.com>;dave@cenlabroadcasting.com <dave@cenlabroadcasting.com>;jay@cenlabroadcasting.com <jay@cenlabroadcasting.com>;eyesopentbrown@yahoo.com <eyesopentbrown@yahoo.com>;downtownnickbrown@gmail.com <downtownnickbrown@gmail.com>;graphics@cenlafocus.com <graphics@cenlafocus.com>;melissa@cenlabroadcasting.com <melissa@cenlabroadcasting.com>;achauvin@fox48tv.com <achauvin@fox48tv.com>;josh@cenlaboradcasting.com <josh@cenlaboradcasting.com>;maddtracks@gmail.com <maddtracks@gmail.com>;cthomas@klax-tv.com <cthomas@klax-tv.com>;davidxmasonpoint@gmail.com <davidxmasonpoint@gmail.com>

 1 attachments (259 KB)

MPO Public Comment Notice 060823.pdf;

Public Comment Invited!

The Rapides Area Planning Commission, the local Metropolitan Planning organization (MPO), has released three documents for public review. Interested members of the public may review the following documents online at www.rapc.info/transportation:

- Bridge & Pavement Condition (PM2) and System Reliability (PM3) 4-year MPO Transportation Performance Measures
- FY2024 Unified Planning Work Program
- Transportation Improvement Program, Amendment 1

In order to meet the requirements provided within the Fixing America's Surface Transportation Act (FAST Act) and as outlined in our Public Participation Plan, these documents will be available for review and comment for a minimum period of (14) days prior to final adoption.

The MPO will accept comments on these documents from June 9 – June 26 at 4 pm. Public comments must be submitted in writing using the MPO's online public comment form, by email to jbolen@rapc.info, or by mail to Alexandria-Pineville Metropolitan Planning Organization, 803 Johnston St, Alexandria, LA 71301. Comments must be received by 4pm, June 26, 2023.

Printed copies are available by request at the Rapides Area Planning Commission, 803 Johnston Street, Alexandria, LA 71301 or by calling 318-487-5401.

ADA Notice:

For alternative formats, translation services, or special accommodations, contact our ADA Coordinator, Kathy Powell, by phone 318-487-5401 ext. 15 at least 72 hours before the end of the public comment period.

Media Contact:

Jonathan Bolen

Chief Transportation Officer

Desk: 318.487.5401 x12 | Email: jbolen@rapc.info

[803 Johnston St. Alexandria, LA 71301](http://803.Johnston.St.Alexandria.LA.71301) | www.rapc.info



RAPC Public Comment Notice, Materials, Public Comment Form

The screenshot shows the RAPC website homepage. At the top left is the RAPC logo (Rapides Area Planning Commission). To the right of the logo is the phone number 318.487.5401 and an 'ABOUT US' button. Below this is a navigation menu with links for BUILDING CODE ENFORCEMENT, GIS, DEVELOPMENT, TRANSPORTATION, and FLOODPLAIN MANAGEMENT. The main content area is titled 'NEWS' and features three news cards. The first card, dated 05/25/2023, is titled 'New Online Mapping Application' and states 'Our new mapping application is online.' The second card, dated 06/08/2023, is titled 'Public Feedback Invited!' and states 'The Rapides Area Planning Commission, the local Metropolitan Planning organization (MPO), has made available items for public review and comment.' The third card, dated 03/10/2023, is titled 'Rural Transit Pilot'.

The screenshot shows a public comment notice pop-up window. On the left is a graphic that says 'We want your feedback'. The main text reads: **PUBLIC COMMENT INVITED!** The Rapides Area Planning Commission, the local Metropolitan Planning organization (MPO), has released three documents for public review. View Public Comment Notice, [here](#). In order to meet the requirements provided within the Fixing America's Surface Transportation Act (FAST Act) and as outlined in our Public Participation Plan, the following documents will be available for review and comment for a minimum period of (14) days prior to final adoption:

- View Transportation Improvement Program, Amendment No. 1, [here](#).
- View FY2024 Unified Planning Work Program, [here](#).
- View Transportation 4-year Performance Measures: Bridge & Pavement Condition (PM2) and System Reliability (PM3), [here](#).

The MPO will accept comments on these documents from June 9 – June 26 at 4 pm. Public comments must be submitted in writing using the MPO's online public comment form, by email to jbolen@rapc.info, or by mail to Alexandria-Pineville Metropolitan Planning Organization, 803 Johnston St, Alexandria, LA 71301. Comments must be received by 4pm June 26, 2023.

Submit a public comment online, [here](#).

Printed copies are available by request at the Rapides Area Planning Commission, 803 Johnston Street, Alexandria, LA 71301 or by calling 318-487-5401.

ADA Notice: For alternative formats, translation services, or special accommodations, contact our ADA Coordinator, Kathy Powell, by phone 318-487-5401 ext.15 at least 72 hours before the end of the public comment period.

Public comment notice and materials on www.rapc.info and www.rapc.info/transportation for public comment period June 9 - 26, 2023. Published to website June 8 until June 27, 2023.

2023 - 2026
TRANSPORTATION IMPROVEMENT PROGRAM
Amendment No. 1 - Highway Element



Staff Contact | Jonathan Bolen, Transportation Director | jbolen@rapc.info

Public Review & Comment Schedule

ACTIVITY	DATE	LOCATION	PURPOSE
Technical Advisory Committee (TAC) Meeting	Wednesday, May 31 10:00 AM	803 Johnston Street, Alexandria, LA 71301 Or Online Meeting	The TAC is scheduled to make a formal recommendation on the proposed amendment at this meeting.
Transportation Policy Committee (TPC) Meeting	Wednesday, June 7 10:00 AM	803 Johnston Street, Alexandria, LA 71301 Or Online Meeting	There is an opportunity for public input at this meeting, under the standing Public Comments agenda item. The TPC is scheduled to take formal action on the proposed amendment at this meeting.
PUBLIC REVIEW & COMMENT PERIOD	June 9 thru June 26, 2023	Electronic Review: www.rapc.info Hard copy documents available on request.	The general public, partners and stakeholders will have an opportunity to review and comment on the proposed amendment. Comments will be accepted in writing. Please submit comments to: jbolen@rapc.info

Background

The APMPO’s Transportation Improvement Program (TIP) is an on-going program that assigns funding to specific highway, road, bridge, transit, bicycle, pedestrian, and other transportation projects in the metropolitan planning area (MPA). Inclusion in the TIP is federally required before any federal funds can be made available for use on a project.

The current TIP covers projects that are expected to be active during the Federal Fiscal Years (FFY) 2023 through 2026. The complete project list and additional project information can be found on APMPO’s website at, www.rapc.info/transportation.





Amendment No. 1 (Highway Element) Summary

Regular opportunities are provided to project sponsors to request changes during the project development process. Requests for new projects or requests for significant changes to scope or cost are considered as formal Amendments and require formal approval by the APMPO Transportation Policy Committee (TPC). Administrative modifications are requested changes that include activities like small adjustments in the cost estimate or schedule. Administrative modifications are processed by staff.

Amendment (formal action required)

Project Name	Change
H.XXXXXX BICYCLE & PEDESTRIAN PROGRAM PHASES II, III, IV, V	Remove from TIP. BPP Phase II was removed at City's request; CLECO moved local match for BPP Phases II, III, IV, V to another preferred project
H.XXXXXX BUHLOW-CENTRAL GREENWAY PLANNING & ENGINEERING	Add PLNG phase at \$80,000 and ENGR phase at \$220,000 STP50-200K at 20/80 in FFY2023-24
H.XXXXXX BUHLOW-CENTRAL GREENWAY CONS	Add CONS phase at \$1.1M at 20/80 in FFY2025-26

Administrative Modification (does not require formal action)

Project Name	Change
H.015476 FOISY STREET: MONROE ST TO DESOTO RECONSTRUCTION	Added project number to CONS phase for FFY2023-24
H.015312 JONES STREET PAVEMENT REHABILITATION	Added project number to CONS phase for FFY2023-24
H.XXXXXX MASONIC DRIVE SAFETY IMPROVEMENTS	Moved CONS phase from FFY2022-23 to FFY2023-24; awaiting guidance from City Engineering regarding improvement type to complete Stage 0
H.XXXXXX VANDENBURG DRIVE: LA 496 TO ENGLAND DRIVE ROUNDABOUT	Moved CONS phase from FFY2022-23 to FFY2023-24; awaiting CEA to facilitate local match to complete Stage 0
H.011194 PINEVILLE ELEMENTARY SIDEWALKS	Updated ENGR phase at \$88,058 of HSIPPEN and CONS phase at \$262,000 of HSIP-VRU and \$458,000 HSIPPEN for FFY2022-2023
H.015124 PARDUE RD, US 165 XINGS	Updated CONS phase at \$125,000 of RAIL HE for FFY2022-2023
LA 623: US 165 TO CAMP LIVINGSTON RD	Updated CONS phase at \$312,000 of STPFLEX for FFY2022-2023
H.011960 DISTRICT 08 CONTROLLER UPGRADES	Updated CONS phase at \$449,570 of STPFLEX for FFY2024-2025
H.009122 LA 1204: BAYOU FLAGON & KITCHEN CREEK NEW BRIDGES	Updated ENVI phase at \$60,000, R/W phase at \$60,000, UTL at \$40,000, ENG at \$25,000 and CONS phase at \$3,000,000 of STPFLEX for FFY2023-2024
H.011504 ALEXANDRIA ITS PHASE II: INSTALLING BRIDGE ADVISORIES, CCTVs, DMSS	Updated FESBLT at \$71,000, ENGR phase at \$317,000, and CONS phase at \$1,800,000 of NHPP for FFY2023-2024
H.012046 CHATLIN LAKE & HORSESHOE CANAL BRIDGE	Updated CONS phase at \$5,183,000 of STPFLEX for FFY2023-2024



2023 - 2026
TRANSPORTATION IMPROVEMENT PROGRAM
Amendment No. 1 - Highway Element



Project Name	Change
H.015272 US 165: INTERSECTION IMPROVEMENTS	Updated CONS phase at \$700,000 of NHPP for FFY2023-2024
H.007538 LA 498: ENGLAND AIR PARK TO LA 1 GATEWAY	Updated CONS phase at \$1,113,000 of NHPP and \$928,000 of TAP50-200K for FFY2023-2024
H.015479 GENE BALL RD: UP XING	Updated CONS phase at \$300,000 of RAIL PD for FFY2024-2025
H.014984 LIBUSE CUTOFF RD OVER FLAGON BAYOU BRIDGE REPLACEMENT	Updated ENGR phase at \$92,000 of FBROFF and CONS phase at \$618,000 of FBROFF for FFY2025-2026

Partner & Stakeholder Consultation

APMPO worked extensively with regional planning partners, including the Louisiana Department of Transportation and Development (DOTD) and Alexandria Transit, as well as all of our member jurisdictions. In advance of this amendment, APMPO coordinated with DOTD and alerted project sponsors to necessary project changes. APMPO conducted an open Call for Changes to project sponsors, and worked closely with representatives of our planning partners and member jurisdictions to review particular projects. APMPO staff also engaged with the Transportation Policy Committee and Technical Advisory Committee on this amendment.

Public Comments

A 14-day public comment period is planned June 9 - 26, 2023.

MTP Consistency

Federal regulations require projects in the TIP must be listed in or otherwise demonstrated as consistent with the Metropolitan Transportation Plan (MTP). After accounting for the proposed changes, the TIP is consistent with the APMPO's MTP 2045.



Staff Contact | Jonathan Bolen, Transportation Director | jbolen@rapc.info

Public Review & Comment Schedule

ACTIVITY	DATE	LOCATION	PURPOSE
Technical Advisory Committee (TAC) Meeting	Wednesday, August 9 10:00 AM	803 Johnston Street, Alexandria, LA 71301 Or Online Meeting	The TAC is scheduled to make a formal recommendation on the proposed amendment at this meeting.
Transportation Policy Committee (TPC) Meeting	Wednesday, September 6 10:00 AM	803 Johnston Street, Alexandria, LA 71301 Or Online Meeting	There is an opportunity for public input at this meeting, under the standing Public Comments agenda item. The TPC is scheduled to take formal action on the proposed amendment at this meeting.
PUBLIC REVIEW & COMMENT PERIOD	September 8 thru September 25	Electronic Review: www.rapc.info Hard copy documents available on request at the Rapides Area Planning Commission	The general public, partners and stakeholders will have an opportunity to review and comment on the proposed amendment. Comments will be accepted in writing. Please submit comments to: jbolen@rapc.info

Background

APMPO’s Transportation Improvement Program (TIP) is an on-going program that assigns funding to specific highway, road, bridge, transit, bicycle, pedestrian, and other transportation projects in the region. Inclusion in the TIP is federally required before any federal funds can be made available for use on a project.

The current TIP covers projects that are expected to be active during the Federal Fiscal Years (FFY) 2023 through 2026. The complete project list and additional project information can be found on APMPO’s website at, www.rapc.info/transportation.

The four-year transit portion of the FY 2023-2026 Transportation Improvement Program (TIP) will help support the continued operation along existing transit routes and the overall efficiency of the Alexandria Transit (ATRANS) system. However, the cost benefit ratio of expanding fixed routes within the metropolitan area is prohibitive. The plan also makes provisions for preventive maintenance, vehicle and facility replacement, as well as equipment purchases.





Amendment (formal action required)

Project Name	Change
H.XXXXXX LA 28E Safety Improvements	Add Construction Phase at \$440,000 in STP50-200K at 80/20 in FY24-25 sponsored by City of Pineville
H.XXXXXX US 165-X at LA 3144 Roundabout	Add Construction Phase at \$2,200,000 in STP50-200K at 80/20 in FY25-26 sponsored by DOTD
11.42.20 Acquire Misc. Shop Equipment	Remove from TIP FY24-25 and FY25-26. At this time ATRANS is not planning to acquire any additional shop equipment beyond FY23-24
44.25.00 Automatic Passenger Counters	Remove from TIP FY 22-23, FY 23-24, and FY 24-25. Passenger Counters are under review with FTA because they have to be certified and from certain manufacturers. From speaking with colleagues, this has caused issues with NTD reporting and the validity of the data they are reporting using these devices. A qualified statistician would have to verify the data reported to NTD
11.12.15 Replace (two) Minivans	Add \$150,000 in FTA 5307 Capital at 80/20 in FY24-25
11.12.20 Replace (one) 30-35' Bus	Add \$450,000 in FTA 5307 Capital at 80/20 in FY25-26
11.30.01 1% Bus Security Improvements	Add \$15,000 in FTA 5307 Capital at 80/20 in FY22-23, FY23-24, FY24-25, & FY25-26

Administrative Modification (does not require formal action)

Project Name	Change
30.09.00 Operating Assistance	Modify operating assistance from \$2,000,000 to \$1,500,000 in FTA 5307 Operating at 50/50 in FY24-25 and FY25-26
11.42.06 Acquire Shop Equipment	Modify amount from \$225,000 to \$385,000 in FTA 5307 Operating at 80/20 in FY22-23
11.12.20 Replace (one) 30-35' Bus	Move from FY23-24 to FY24-25
11.42.11 Acquire Support Vehicles	Move from FY23-24 to FY24-25

Overall:

As proposed, Amendment No. 2 maintains TIP investment in transit facilities, preventative maintenance, and equipment; increases investment in rolling stock 63%; adds new bus security projects; reduces total transit operating costs 14%; decreases total FTA 5307 investment 5%; increases total number of transit projects 12%; and increases investment in road safety projects 14%.



2023 - 2026
TRANSPORTATION IMPROVEMENT PROGRAM
Amendment No. 2



TRANSIT TIP INVESTMENT (FTA 5307 Only)	Rolling Stock	Facilities	Preventative Maintenance	Operations	Equipment	TOTAL INVESTMENT (fed+local)
Current	11%	3%	4%	76%	6%	\$9,257,506
Amendment 2	18%	3%	4%	68%	6%	\$8,807,506

TRANSIT ELEMENT							
TRANSPORTATION IMPROVEMENT PROGRAM							
Alexandria/Pineville Metropolitan Area							
Code	Description	Match Type	Section	Total Amount	Federal	Match	Agency
FY 2022 - FY 2023							
30.09.00	Operating Assistance	50/50	5307 Operating	\$1,500,000	\$750,000	\$750,000	FTA
11.32.10	Replace (Six) Bus Stop Shelters	80/20	5307 Capital	\$152,477	\$121,981	\$30,495	FTA
11.7A.00	Preventive Maintenance	80/20	5307 Capital	\$80,000	\$64,000	\$16,000	FTA
11.42.06	Acquire Shop Equipment	80/20	5307 Capital	\$385,000	\$308,000	\$77,000	FTA
11.30.01	1% Security Capital Bus	80/20	5307 Capital	\$15,000	\$10,500	\$3,000	FTA
11.62.03	Upgrade Radios	80/20	5307 Capital	\$30,000	\$24,000	\$6,000	FTA
Sub-Total				\$2,162,477	\$1,278,481	\$882,495	
FY 2023 - FY 2024							
30.09.00	Operating Assistance	50/50	5307 Operating	\$1,500,000	\$750,000	\$750,000	FTA
11.42.20	Acquire Misc. Shop equipment	80/20	5307 Capital	\$40,000	\$32,000	\$8,000	FTA
11.32.10	Replace (Six) Bus Stop Shelters	80/20	5307 Capital	\$152,477	\$121,981	\$30,495	FTA
11.7A.00	Preventive Maintenance	80/20	5307 Capital	\$100,000	\$80,000	\$20,000	FTA
11.30.01	1% Security Capital Bus	80/20	5307 Capital	\$15,000	\$10,500	\$3,000	FTA
11.12.20	Replace (one) 30-35' Buses	80/20	5307 Capital	\$450,000	\$360,000	\$90,000	FTA
Sub-Total				\$2,257,477	\$1,354,481	\$901,495	
FY 2024 - FY 2025							
30.09.00	Operating Assistance	50/50	5307 Operating	\$1,500,000	\$750,000	\$750,000	FTA
11.7A.00	Preventive Maintenance	80/20	5307 Capital	\$100,000	\$80,000	\$20,000	FTA
11.12.20	Replace (one) 30-35' Buses	80/20	5307 Capital	\$450,000	\$360,000	\$90,000	FTA
11.42.11	Acquire Support Vehicles	80/20	5307 Capital	\$107,552	\$86,042	\$21,510	FTA
11.30.01	1% Security Capital Bus	80/20	5307 Capital	\$15,000	\$10,500	\$3,000	FTA
11.12.15	Replace (two) Minivans	80/20	5307 Capital	\$150,000	\$120,000	\$30,000	FTA
Sub-Total				\$2,322,552	\$1,406,542	\$914,510	
FY 2025 - FY 2026							
30.09.00	Operating Assistance	50/50	5307 Operating	\$1,500,000	\$750,000	\$750,000	FTA
11.12.20	Replace (one) 30-35' Buses	80/20	5307 Capital	\$450,000	\$360,000	\$90,000	FTA
11.30.01	1% Security Capital Bus	80/20	5307 Capital	\$15,000	\$10,500	\$3,000	FTA
11.7A.00	Preventive Maintenance	80/20	5307 Capital	\$100,000	\$80,000	\$20,000	FTA
Sub-Total				\$2,065,000	\$1,200,500	\$863,000	
FFY 2023 - 2026 [Grand Total]				\$8,807,506	\$5,240,004	\$3,561,500	

2023 - 2026
TRANSPORTATION IMPROVEMENT PROGRAM
Amendment No. 2



Partner & Stakeholder Consultation

APMPO worked extensively with regional planning partners, including the Louisiana Department of Transportation and Development (DOTD) and Alexandria Transit (ATRANS), as well as all of our member jurisdictions. In advance of this amendment, APMPO coordinated with DOTD and alerted project sponsors to necessary project changes. APMPO worked closely with representatives of our planning partners and member jurisdictions to review particular projects. APMPO staff also engaged with the Transportation Policy Committee and Technical Advisory Committee on this amendment.

Public Comments

A 14-day public comment period is planned September 8 - September 25, 2023.

MTP Consistency

Federal regulations require projects in the TIP must be listed in or otherwise demonstrated as consistent with the Metropolitan Transportation Plan (MTP). After accounting for the proposed changes, the TIP is consistent with the APMPO's MTP 2045.

February 15, 2024



PUBLIC COMMENT INVITED:

The Rapides Area Planning Commission, the local Metropolitan Planning organization (MPO), has released the following document for public review online.

- *2023 – 2026 Transportation Improvement Program, Amendment 3*

In order to meet the requirements provided within 23 CFR 450.316 and MPO's public participation plan, these documents will be available for review and comment for a minimum period of (14) days prior to final adoption.

Beginning February 16 through March 1, interested members of the public may review and comment on this document on the RAPC website, www.rapc.info/transportation.

Printed copies are available by request at the Rapides Area Planning Commission, 803 Johnston Street, Alexandria, LA 71301, by calling 318-487-5401, or email to jbolen@rapc.info.

Written comments or suggestions can be submitted to the Alexandria-Pineville Metropolitan Planning Organization by mail to 803 Johnston Street, Alexandria, LA 71301, by email to jbolen@rapc.info, or online using the [APMPO Online Public Comment Form](#) on our website. Comments will be accepted until March 1, 2024.

ADA Notice:

The Rapides Area Planning Commission does not discriminate on the basis of disability in its programs, services, activities and employment practices.

Upon request, this notice is also available in alternative formats. If you need auxiliary aids and services for effective communication (such as a sign language interpreter, an assistive listening device or print material in digital format) or reasonable modification to programs, services or activities contact the ADA Coordinator - Kathy Powell, via phone 318-487-5401 ext. 15 as soon as possible, preferably 3 days before the end of the comment period.

2023 - 2026

TRANSPORTATION IMPROVEMENT PROGRAM

Amendment No. 3 - Highway Element

Staff Contact | Jonathan Bolen, Transportation Director | jbolen@rapc.info

Public Review & Comment Schedule

ACTIVITY	DATE	LOCATION	PURPOSE
Transportation Policy Committee (TPC) Meeting	Thursday, February 8 10:00 AM	803 Johnston Street, Alexandria, LA 71301 & Online	The TPC formally adopted a motion to amend the current 23-26 TIP as Amendment 3, pending public comment at this meeting. There is an opportunity for public input at this meeting, under the standing Public Comments agenda item.
PUBLIC REVIEW & COMMENT PERIOD	February 16 thru March 1	Electronic Review: www.rapc.info/transportation Hard copy documents available on request at the Rapides Area Planning Commission	The general public, partners and stakeholders will have an opportunity to review and comment on the proposed amendment. Comments will be accepted in writing. Please submit comments to: jbolen@rapc.info

Background

APMPO’s Transportation Improvement Program (TIP) is an on-going program that assigns funding to specific highway, road, bridge, transit, bicycle, pedestrian, and other transportation projects in the region. Inclusion in the TIP is federally required before any federal funds can be made available for use on a project.

The current TIP covers projects that are expected to be active during the Federal Fiscal Years (FFY) 2023 through 2026. The complete project list and additional project information can be found on APMPO’s website at, www.rapc.info/transportation.



TRANSPORTATION IMPROVEMENT PROGRAM

Amendment No. 3 - Highway Element

Amendment No. 3 Summary (Highway Element)

Regular opportunities are provided to project sponsors to request changes during the project development process. Requests for new projects or requests for significant changes to scope or cost are considered as formal Amendments and require formal approval by the APMPO Transportation Policy Committee (TPC). Motion to amend the current TIP to include items in the table below was adopted by the TPC February 8, 2024.

Amendment (formal action required)

Project Name	Change
H.011942 US 165: Roundabout at Pinecrest	Add \$2,415,000 Construction Phase at \$1,932,000 in STP50-200K at 80/20 to FY25-26; sponsored by City of Pineville. TPC swapped project place for US 165-X at LA 3144 (Edgewood Dr.) Pinecrest Roundabout based on priority/need.
H.XXXXXX Carbon Reduction Program Outreach & Strategy Plan	Add Planning Phase at \$200,000 to FFY 2023 - 2024

Administrative modifications are requested changes that include activities like small adjustments in the cost estimate or schedule. Administrative modifications are processed by staff between December 8, 2023, and January 31, 2024, are included in the table below.

Administrative Modification (does not require formal action)

Project Name	Change
H.015476 FOISY ST: MONROE ST TO DESOTO RECONSTRUCTION	Move Construction Phase from FY23-24 to FY24-25 due to new anticipate letting date
H.XXXXXX MASONIC DRIVE SAFETY IMPROVEMENTS	Move Construction Phase from FY23-24 to FY24-25 due to new anticipate letting date; Stage 0 under development
H.XXXXXX VANDENBURG DRIVE	Move Construction Phase from FY23-24 to FY24-25 due to new anticipate letting date; Stage 0 under development
H.XXXXXX TOWN OF BALL INTERSECTION IMPROVEMENTS	Move Construction Phase from FY24-25 to FY25-26 due to new anticipate letting date; Stage 0 under development; improvement not identified
H.015633 COA ASPHALTIC REHAB PHASE III	Added Project Number; updated project title from COA STREET IMPROVEMENTS PHASE III
H.XXXXXX BUHLOW CENTRAL GREENWAY	Move Construction Phase from FY25-26 outside financially constrained TIP to FY26-27; subject feasibility and engineering phase completion
H.XXXXXX US 165-X at LA 3144 Roundabout	Move Construction Phase from FY25-26 outside financially constrained TIP to FY26-27; TPC moved project to advance H.011942 US 165 Roundabout at Pinecrest Project based on priority/need.



2023 - 2026

TRANSPORTATION IMPROVEMENT PROGRAM

Amendment No. 3 - Highway Element

Partner & Stakeholder Consultation

APMPO worked extensively with regional planning partners, including the Louisiana Department of Transportation and Development (DOTD) as well as all of our member jurisdictions. APMPO staff participated in a TIP Project Schedule review with DOTD and FHWA January 30, 2024, at RAPC in Alexandria. Administrative Modifications are recommended by MPO staff based on input from that meeting.

Public Comments

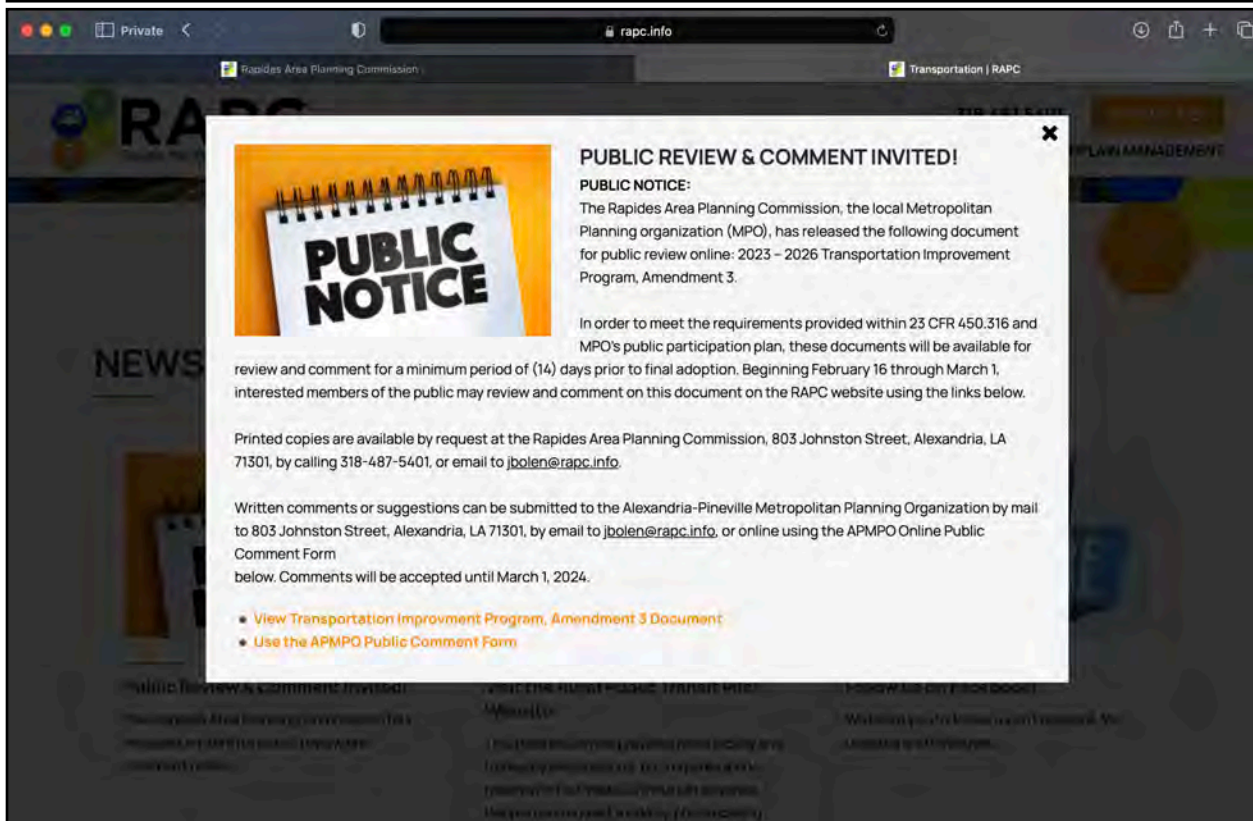
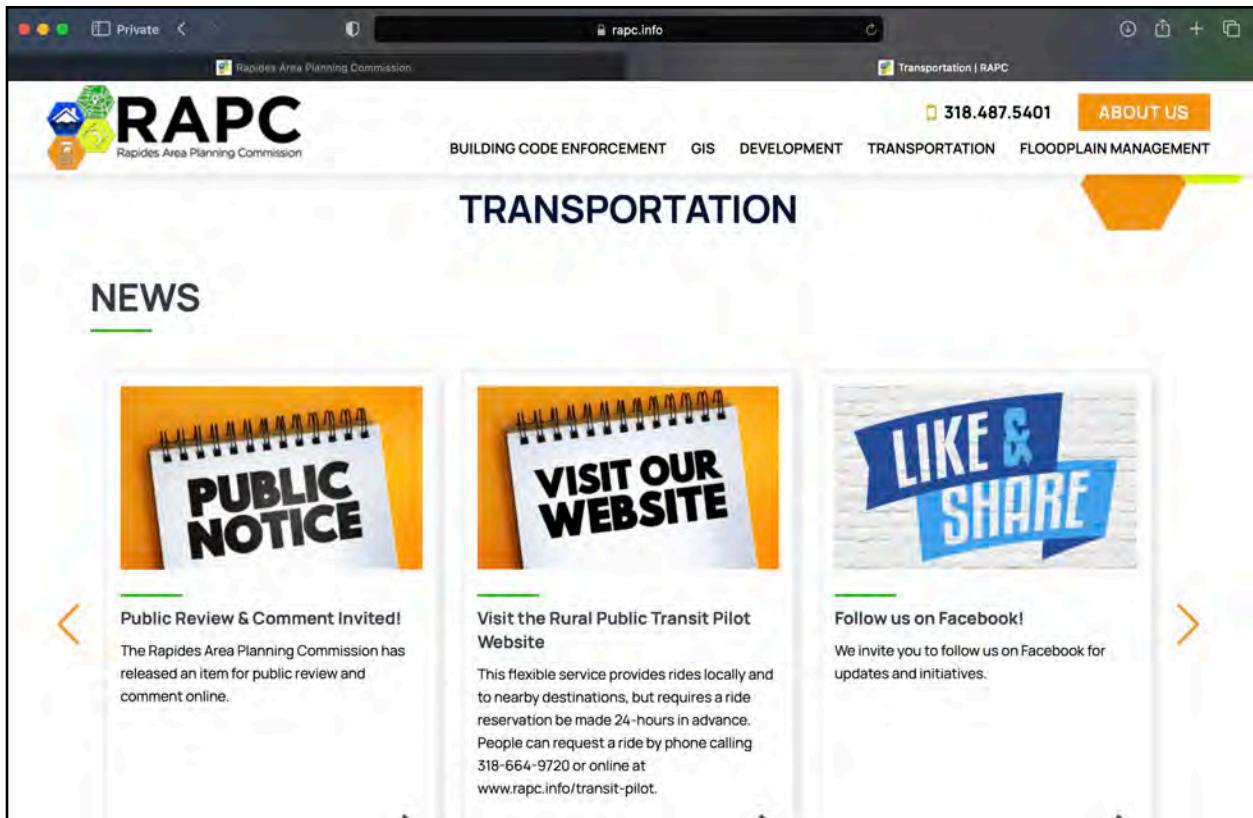
A 14-day public comment period is planned February 16 - March 1, 2024.

MTP Consistency

Federal regulations require projects in the TIP must be listed in or otherwise demonstrated as consistent with the Metropolitan Transportation Plan (MTP). After accounting for the proposed changes, the TIP is consistent with the APMPO's MTP 2045.



RAPC Public Comment
Notice, Materials, Public Comment Form



Public comment notice and materials on www.rapc.info and www.rapc.info/transportation for public review and comment period February 16 - March 1, 2024. Published to website until March 2, 2024.

CLICK NOW *SUBSCRIBE HERE FOR FREE*

HOME

JOIN

CONTACT

Personalized
advice *that makes*
a powerful impact



Donovan Ohnoutka
Financial Advisor
BOM Financial Services
A financial advisory practice of
Ameriprise Financial Services, LLC

Contact me today ▶

Not FDIC or NCUA Insured | No Financial Institution Guarantee | May Lose Value
Securities offered by Ameriprise Financial Services, LLC. Member FINRA and SIPC.
© 2024 Ameriprise Financial Inc. All rights reserved

Search

Search

February 2024

January 2024

December 2023

November 2023

October 2023

September 2023

August 2023

July 2023

June 2023

May 2023

Public input sought until Friday to speed adding Military Highway roundabout

FEBRUARY 27, 2024 / NPJ



[April 2023](#)

[March 2023](#)

By **JIM BUTLER**

If you're among the thousands who use U.S. Hwy. 167 (Military Highway), Pineville, everyday, the Rapides Area Planning Commission has good news for you.

The Commission's Transportation Planning Committee is receiving public comment until Friday on its proposal to advance the timetable for a roundabout at the Pinecrest State School intersection.

The shift targets construction in federal FY 25-26 (year begins October 1, 2025).

The amendment schedules \$2.45 million total, with an 80/20 cost share with the City of Pineville.

The bad news, if that's a fair label, is the roundabout swaps places with improvement just down the highway at Edgewood Drive.

The TPC proposes the amendment on the basis of changing priority need.

The other proposed plan change is to add a planning phase for the carbon reduction program outreach and strategy plan to the current fiscal year projects, at an estimated cost of \$200,000.

Several recent modifications to the TIP do not require formal committee action. They include:

Reconstruction of Foisy street, Alexandria, down its shake, rattle and roll route from Monroe to DeSoto, shifted from current fiscal year to next; Masonic Drive, Alexandria, safety improvements construction moved from current FY to next; Vandenburg Drive,

Alexandria, construction moved to next FY; City of Alexandria asphalt rehab Phase III, technical/title changes; Town of Ball intersection improvements, shift construction phase from FY 24-25 to 25-26; Buhlow Central Greenway, move construction from financially constrained TIP to FY 26-27 (moved to advance Pinecrest roundabout on priority basis); Moved Edgewood Drive project to 26-27.

Comments on the amendment can be made in writing to 803 Johnson, Alexandria, by e-mail to jbolen@rapc.info or on the RAPC website.

[HOME](#)

[JOIN](#)

[CONTACT](#)



%%footer%%

Public Comments Received	MPO Response
<p>1 (02/27/24) I have just read the following text in the RAPIDES Parish Journal: The bad news, if that's a fair label, is the roundabout swaps places with improvement just down the highway at Edgewood Drive. Where/how can I find out what the planned improvement for Edgewood Drive will be? I live on Edgewood and want to know what's in store for me.</p>	<p>(02/27/24) Improvements for both intersections were developed at the same time by DOTD. The intersection improvement at LA 3144 (Edgewood) is still in the program, however the improvement at the Pinecrest intersection was identified as having a higher need and therefore moved ahead. We're also pursuing funding from other sources (outside our program) to implement improvements at both intersections at the same time as one project. As requested, I've attached a PDF copy of the proposed improvement at the intersection of US 165 BUS (Military Highway) and LA 3144 (Edgewood Drive).</p>
<p>2 (02/27/24) Please, please get that roundabout at the Pinecrest road ASAP.</p>	<p>N/A</p>

PROOF OF PUBLICATION

Kathy Powell
 Rapides Area Planning
 803 Johnston St
 Alexandria LA 71301

STATE OF WISCONSIN, COUNTY OF BROWN

The Town Talk, a newspaper published in the city of Alexandria, in the Parish of Rapides, State of Louisiana, and personal knowledge of the facts herein state and that the notice hereto annexed was Published in said newspapers in the issue:

02/21/2024, 02/25/2024, 02/28/2024

and that the fees charged are legal.
 Sworn to and subscribed before on 02/28/2024

Keegan Deora

Legal Clerk

Nicole Jacobs

Notary, State of WI, County of Brown

80-21-26

My commission expires

Publication Cost:	\$538.67	
Order No:	9860450	# of Copies:
Customer No:	1181466	1
PO #:		

PUBLIC COMMENT INVITED:

The Rapides Area Planning Commission, also the local Metropolitan Planning Organization (MPO), has released the following document for public review online.

• 2023 - 2026 Transportation Improvement Program, Amendment 3. In order to meet the requirements provided within 23 CFR 450.316 and MPO's public participation plan, these documents will be available for review and comment for a minimum period of (14) days prior to final adoption.

Beginning February 16 through March 1, interested members of the public may review and comment on this document on the RAPC website, www.rapc.info/transportation.

Printed copies are available by request of the Rapides Area Planning Commission, 803 Johnston Street, Alexandria, LA 71301, by calling 718-487-5401, or email to tbl@rapc.info. Written comments or suggestions can be submitted to the Alexandria Pineville Metropolitan Planning Organization by mail to 803 Johnston Street, Alexandria, LA 71301, by email to tbl@rapc.info, or online using the APMPPO Online Public Comment Form on our website. Comments will be accepted until March 1, 2024.

ADA Notice:
 The Rapides Area Planning Commission does not discriminate on the basis of disability in its programs, services, activities and employment practices.

Upon request, this notice is also available in alternative formats. If you need auxiliary aids and services for effective communication (such as a sign language interpreter, or assistive listening device, or print material in digital format), or reasonable modification to programs, services or activities contact the ADA Coordinator - Kathy Powell, via phone 718-487-5401 ext. 15 as soon as possible, preferably 3 days before the end of the comment period.
 2/21/25 2/28/24

THIS IS NOT AN INVOICE!

Please do not use this form for payment remittance.

NICOLE JACOBS
 Notary Public
 State of Wisconsin



Staff Contact | Jonathan Bolen, Chief Transportation Officer | jbolen@rapc.info

Public Review & Comment Schedule

ACTIVITY	DATE	LOCATION	PURPOSE
Public Review & Comment Period	May 15 thru May 29	Electronic Review: www.rapc.info Hard copy documents available on request at the Rapides Area Planning Commission	The general public, partners and stakeholders will have an opportunity to review and comment on the proposed amendment. Comments will be accepted in writing and online using the public comment form. Please email comments to: jbolen@rapc.info
Technical Advisory Committee (TAC) Meeting	Tuesday, May 28 10:00 AM	803 Johnston Street, Alexandria, LA 71301	The TAC is scheduled to make a formal recommendation on the proposed amendment at this meeting.
Transportation Policy Committee (TPC) Meeting	Wednesday, June 5 10:00 AM	803 Johnston Street, Alexandria, LA 71301 And Online Meeting	The TPC is scheduled to take formal action on the proposed amendment at this meeting, pending public comment. There is an opportunity for public comment at this meeting, under the standing Public Comments agenda item.

Background

Alexandria-Pineville Metropolitan Planning Organization (APMPO) is responsible for multi-modal transportation planning and investment decision-making inside the Alexandria-Pineville metro area and anticipates, forecasts and plans for the transportation needs of today, tomorrow and the future. It does not to fund, design, build, or operate transportation systems.

The APMPO’s Transportation Improvement Program (TIP) is an on-going program that assigns funding to specific highway, road, bridge, transit, bicycle, pedestrian, and other regionally significant transportation projects. Inclusion in the TIP is federally required before any federal funds can be made available for use on a project. The current TIP covers projects that are expected to be active during the Federal Fiscal Years (FFY) 2023 through 2026. The complete project list and additional project information can be found in the current TIP document located on the APMPO’s website at, www.rapc.info/transportation.

The four-year transit portion of the TIP helps support the continued operation along existing transit routes and the overall efficiency of the Alexandria Transit (ATRANS) system. However, the cost benefit ratio of expanding fixed routes within the metropolitan area remains prohibitive. The TIP also makes provisions for preventive maintenance, vehicle and facility replacement, as well as equipment purchases.



**2023 - 2026
TRANSPORTATION IMPROVEMENT PROGRAM
Amendment No. 4**



Summary of Changes

Amendments

Regular opportunities are provided to project sponsors to request changes during the project development process. Requests for new projects or requests for significant changes to scope or cost are considered as formal Amendments and require formal approval by the APMPO Transportation Policy Committee (TPC).

Amendment (formal action required)

TIP Section	Project Name	Change
Highway	<u>H.XXXXXX</u> Vandenburg Drive	Modify Construction Phase from \$605,000 to \$1,134,994 in FFY 2024-2025 and move to FFY 2025-2026. Project cost increase and move due to expanded project scope and anticipated letting date.
Highway	<u>H.XXXXXX</u> Metropolitan Transportation Plan Update 2050	Add Planning Phase at \$540,000 in STP50-200K 50/50 and SPR 50/50 to FFY 2024 - 2025. The MTP update must occur every 5-years before the current plan (MTP 2045) expires.
Highway	<u>H.XXXXXX</u> Jackson Street	Modify Construction Phase from \$1,815,000 to \$3,300,000 in FFY 2024 - 2025 to FFY 2025 - 2026 due to project cost increase from preliminary cost estimate. DOTD to provide 20% local match funds with COA as LPA.
Highway	<u>H.XXXXXX</u> Buhlow Central Greenway Planning	Move Construction Phase from FY23-24 outside financially constrained TIP to FY27-28; MPO staff pursuing other funds to implement project sooner.
Highway	<u>H.XXXXXX</u> LA 28E Safety Improvements	Move Construction Phase from FY24-25 outside financially constrained TIP to FY30-31; Staff pursuing project funding through state's Transportation Alternatives Program (TAP) to implement project sooner.
Highway	<u>H.011942</u> US 165: Roundabout at Pinecrest	Modify Construction Phase from \$2,415,000 to \$3,719,000 in FY25-26. Project cost increase due to inflation.
Highway	<u>H.XXXXXX</u> Town of Ball Intersection Improvements	Modify Construction Phase from \$220,000 to \$1,300,000 at 80/20 and move outside financially constrained TIP to FY29-30. Project cost increase due to inflation and scope. DOTD will provide 20% local matching funds. MPO staff pursuing other funds to implement project sooner.



2023 - 2026
TRANSPORTATION IMPROVEMENT PROGRAM
Amendment No. 4



TIP Section	Project Name	Change
Highway	H.011942 US 165: Roundabout at Pinecrest	Modify \$2,415,000 Construction Phase from \$2,415,000 to \$3,719,100 at 80/20; move from STP50-200K program to non-STP50-200K in FY25-26; sponsored by DOTD. Project cost increase due to inflation and scope. Project under design and fully funded under Access Management using STPFLEX and NHPP funds.
Transit	11.7A.00 Preventative Maintenance	Modify preventative maintenance from \$100,000 in FTA 5307 Capital at 80/20 to \$50,000 at 50/50 in FY23-24, FY24-25, & FY25-26.
Transit	11.30.01 1% Security Capital Bus	Modify Section from 5307 Capital to 5307 Operating for FY22-23, FY23-24, FY24-25, FY25-26; Modify 1% security capital bus amount from \$15,000 in FTA 5307 at 80/20 to \$30,000 in FTA 5307 at 50/50 in FY22-23, FY23-24, and FY25-26; Modify from \$15,000 in FTA 5307 at 80/20 to \$15,000 in FTA 5307 at 50/50 in FY24-25.
Transit	11.20.20 Replace One 30-35' Bus	Remove from TIP FY23-24, FY24-25, & FY25-26. ATRANS intends to replace three 30-35' buses through FTA 5339 Competitive Grant Program in FY24-25.
Transit	11.20.20 Replace Three 30-35' Buses	Add Replace Three (3x) 30-35' Buses for \$1,150,00 in FTA 5339 Competitive Grant Funds at 85/15 in FY24-25.
Transit	30.09.00 Operating Assistance	Modify Operating Assistance from \$1,500,000 in FY22-23, FY23-24, FY24-25, and FY25-26 to \$2,970,000 in FY22-23; to \$2,613,200 in FY23-24; to \$2,737,162 in FY24-25; and to \$2,920,000 in FTA 5307 at 50/50. Change result from true-up of original estimate. Additional funds added from remaining balance of operating funds from prior FFY.



**2023 - 2026
TRANSPORTATION IMPROVEMENT PROGRAM
Amendment No. 4**



Administrative Modifications

Administrative modifications are requested changes that include activities like small adjustments in the cost estimate or schedule. Administrative modifications were processed by staff between March 1 and May 28, 2024, are included in the table below.

Administrative Modification (does not require formal action)

Project Name		Change
Highway	<u>L.000062</u> Motorist Assistance Patrol (MAP)	Modify Implementation Phase amount from \$673,217 to \$807,860 in STP50-200K at 80/20 in FY23-24, FY24-25, FY25-26. New contract costs estimated to increase by 20%; mostly because of inflation (5 years from the unit prices of the current contract and 5 years projected of the next contract.
Highway	<u>H.015633</u> City of Alexandria Street Improvements - Phase III (Overlay)	Move Construction Phase from FY25-26 to FY24-25 due to new anticipate letting date.
Highway	<u>H.XXXXXX</u> Camp Livingston Road Improvements	Add Construction Phase at \$1,300,000 in STP50-200K at 80/20 in FY2027-2028. Project includes overlay of existing roadway and safety improvements along Camp Livingston Road between US 165 and Paradise Road. DOTD will provide local 20% match with TOB as LPA.
Highway	<u>H.015476</u> City of Alexandria Foisy Street: Monroe to Desoto	Move Construction Phase from FFY2024-2025 to FFY2025 to 2026 to anticipate new letting date.
Highway	<u>H.XXXXXX</u> City of Alexandria Masonic Drive Safety Improvements	Modify Construction Phase from \$280,000 to \$390,000 in STP50-200K at 80/20; Stage 0 under development.
Highway	<u>H.008271</u> City of Alexandria Sugarhouse Road Extension	Move construction phase from FFY2026-2027 to FFY2027-2028 due to new anticipated letting date.
Highway	<u>H.XXXXXX</u> Carbon Reduction Strategy & Outreach Plan	Modify planning phase from \$200,000 to \$250,000 at 80/20 STP50-200K in FFY2024 - 2025; RAPC to provide local matching funds.
Transit	<u>11.42.11</u> Acquire Support Vehicles	Modify acquisition of support vehicles from \$107,552 in FTA 5307 Capital at 80/20 to \$107,552 at 85/15 in FY24-25
Transit	<u>11.12.15</u> Replace Two Minivans	Modify replace two minivans from \$150,000 in FTA 5307 Capital at 80/20 to \$170,000 at 85/15 in FY24-25.



2023 - 2026
TRANSPORTATION IMPROVEMENT PROGRAM
Amendment No. 4



Overall

Highway Element

A number of projects programmed in the TIP (Jackson Street, Elliot Street, Pinecrest Roundabout, Vandenberg Drive) have increased substantially due to inflation or modification of scope. As proposed, Amendment No. 4 decreases the total number of road projects programmed from 17 to 12 and overall STP50-200K investment from \$15,409,333 to \$14,449,515. Due to project cost increases, scope changes and new anticipated letting dates, staff proposes moving several projects outside the current FFY 2023 - 2026 TIP to ensure it remains financially constrained. Projects moved outside the financially constrained portion of the TIP may be funded under another program or moved back into the TIP at the discretion of the TPC, subject to available funding. Staff pursuing funding for local road safety improvements under the state’s Highway Safety Improvement Program.

ROAD TIP INVESTMENT (STP50-200K + Local Match)	Amendment 1	Amendment 2	Amendment 3 (Current)	Amendment 4
Total 4-Year Program	\$13,458,533	\$15,570,533	\$15,409,333	\$14,449,515
Average / FFY	\$3,364,633	\$3,892,633	\$3,852,333	\$3,624,879
Safety	16.60%	24.40%	22.30%	10.4%
Pavement / Bridge	49.30%	45.60%	47.50%	48.4%

Transit Element

As proposed, Amendment No. 4 increases total TIP transit investment (FTA 5307 + FTA. 5339) 56%. It maintains TIP FTA 5307 investment in transit facilities and security projects but reduces investment in preventative maintenance, shop equipment, and rolling stock. Transit operating assistance increases 23% with addition of unspent FTA 5307 operating funds from prior federal fiscal year. The reduction in FTA 5307 rolling stock investment results from the replacement of three separate projects each replacing one 30-35’ bus using FTA 5307 funds with one project to replace three 30-35’ buses using FTA 5339 funds.

TRANSIT TIP INVESTMENT (FTA 5307 Only)	Rolling Stock	Facilities	Preventative Maintenance	Operations	Equipment	TOTAL INVESTMENT (fed+local)
Current	19%	3%	4%	68%	5%	\$8,807,506
Amendment 4	3%	3%	2%	89%	4%	\$12,632,904

TOTAL TRANSIT TIP INVESTMENT (FTA 5307 + FTA 5339)	Rolling Stock	Facilities	Preventative Maintenance	Operations	Equipment	TOTAL INVESTMENT (fed+local)
Amendment 4	11%	2%	2%	82%	3%	\$13,782,904

2023 - 2026
TRANSPORTATION IMPROVEMENT PROGRAM
Amendment No. 4
Transit Element



TRANSIT ELEMENT							
TRANSPORTATION IMPROVEMENT PROGRAM							
Alexandria/Pineville Metropolitan Area							
Code	Description	Match Type	Section	Total Amount	Federal	Match	Agency
FY 2022 - FY 2023							
30.09.00	Operating Assistance	50/50	5307 Operating	\$2,970,000	\$1,485,000	\$1,485,000	FTA
11.32.10	Replace (Six) Bus Stop Shelters	80/20	5307 Capital	\$133,240	\$106,592	\$26,648	FTA
11.7A.00	Preventive Maintenance	50/50	5307 Operating	\$80,000	\$40,000	\$40,000	FTA
11.42.06	Acquire Shop Equipment	80/20	5307 Capital	\$385,000	\$308,000	\$77,000	FTA
11.30.01	1% Security Capital Bus	50/50	5307 Operating	\$30,000	\$15,000	\$15,000	FTA
11.62.03	Upgrade Radios	80/20	5307 Capital	\$30,000	\$24,000	\$6,000	FTA
Sub-Total				\$3,628,240	\$1,978,592	\$1,649,648	
FY 2023 - FY 2024							
30.09.00	Operating Assistance	50/50	5307 Operating	\$2,613,200	\$1,306,600	\$1,306,600	FTA
11.42.20	Acquire Shop Equipment	80/20	5307 Capital	\$40,000	\$32,000	\$8,000	FTA
11.32.10	Replace (Six) Bus Stop Shelters	80/20	5307 Capital	\$191,750	\$153,400	\$38,350	FTA
11.7A.00	Preventive Maintenance	50/50	5307 Operating	\$50,000	\$25,000	\$25,000	FTA
11.30.01	1% Security Capital Bus	50/50	5307 Operating	\$30,000	\$15,000	\$15,000	FTA
Sub-Total				\$2,924,950	\$1,500,000	\$1,392,950	
FY 2024 - FY 2025							
30.09.00	Operating Assistance	50/50	5307 Operating	\$2,737,162	\$1,368,581	\$1,368,581	FTA
11.7A.00	Preventive Maintenance	50/50	5307 Operating	\$50,000	\$25,000	\$25,000	FTA
11.42.11	Acquire Support Vehicles	85/15	5307 Capital	\$107,552	\$91,419	\$16,133	FTA
11.12.20	Replace (three) 30-35 Bus	85/15	Capital	\$1,150,000	\$977,500	\$172,500	FTA
11.30.01	1% Security Capital Bus	50/50	5307 Operating	\$15,000	\$7,500	\$7,500	FTA
11.12.15	Replace (two) Minivans	85/15	5307 Capital	\$170,000	\$144,500	\$25,500	FTA
Sub-Total				\$4,229,714	\$2,614,500	\$1,615,214	
FY 2025 - FY 2026							
30.09.00	Operating Assistance	50/50	5307 Operating	\$2,920,000	\$1,460,000	\$1,460,000	FTA
11.30.01	1% Security Capital Bus	50/50	5307 Operating	\$30,000	\$15,000	\$15,000	FTA
11.7A.00	Preventive Maintenance	50/50	5307 Operating	\$50,000	\$25,000	\$25,000	FTA
Sub-Total				\$3,000,000	\$1,500,000	\$1,500,000	
FFY 2023 - 2026 [FTA 5307 Grand Total]				\$12,632,904	\$6,615,592	\$5,985,312	
FFY 2023 - 2026 [FTA 5339 Grand Total]				\$1,150,000	\$977,500	\$172,500	
FFY 2023 - 2026 [Grand Total]				\$13,782,904	\$7,593,092	\$6,157,812	

UPDATES AMENDMENT 4 (DRAFT)

**2023 - 2026
TRANSPORTATION IMPROVEMENT PROGRAM
Amendment No. 4**

TIP FY 2023 - 2026 FINANCIALLY CONSTRAINED SECTION (STP50-200K)																							
FY 2021 - 2022				FY 2022 - 2023				FY 2023 - 2024				FY 2024 - 2025				FY 2025 - 2026				FY 2026 - 2027			
STP	Local	LADOTD	Cost + 10%	STP	Local	LADOTD	Cost + 10%	STP	Local	LADOTD	Cost + 10%	STP	Local	LADOTD	Cost + 10%	STP	Local	LADOTD	Cost + 10%	STP	Local	LADOTD	Cost + 10%
H.014311 Bicycle & Pedestrian Plan Implementation Phase I (Safety, Enhancement)								H.014647 City of Alexandria Elliot St. Improvements: MacArthur Dr. to I-49 (Overlay)				H.015633 City of Alexandria Street Improvements - Phase III (Overlay)				H.XXXXXX Jackson Street: MacArthur Drive to Red River (Overlay, Safety)				H.xxxxxx US 165-X at LA 3144 Roundabout Construction (Safety, Enhancement)			
\$506,880	\$126,720		\$633,600					\$2,640,000	\$660,000		\$3,300,000	\$2,816,000	\$704,000		\$3,520,000	\$2,640,000	\$660,000		\$3,300,000	\$1,760,000		\$440,000	\$2,200,000
H.014536 City of Pineville College Dr. (Panel Replacment)								H.015312 City of Pineville Jones St. (Maintenance)				H.XXXXXX City of Alexandria Masonic Drive Safety Improvements (Safety, Enhancement) Mason				H.XXXXXX RPPJ Vandenburg Drive (Overlay, Safety)				H.xxxxxx LA 28E Safety Improvements Construction (Safety, Enhancement)			
\$616,000	\$154,000		\$770,000					\$730,901	\$182,725		\$913,627	\$312,000	\$78,000		\$390,000	\$907,995	\$226,999		\$1,134,994	\$352,000	\$88,000		\$440,000
								H.XXXXXX Carbon Reduction Program Outreach & Strategy Plan (P)				H.XXXXXX Metropolitan Transportation Plan 2050 Update (P)				H.015476 City of Alexandria Foisy Street: Monroe to Desoto (Reconstruction, Enhancement)							
								\$200,000	\$50,000			\$216,000	\$54,000	\$270,000		\$2,640,000	\$660,000		\$3,300,000				
L.000062 Motorist Assistance Patrol: Roadway Safety/Operations (Safety)				L.000062 Motorist Assistance Patrol: Roadway Safety/Operations (Safety)				L.000062 Motorist Assistance Patrol: Roadway Safety/Operations (Safety)				L.000062 Motorist Assistance Patrol: Roadway Safety/Operations (Safety)				L.000062 Motorist Assistance Patrol: Roadway Safety/Operations (Safety)				L.000062 Motorist Assistance Patrol: Roadway Safety/Operations (Safety)			
\$306,008	\$134,643	\$232,566	\$673,217	\$306,008	\$134,643	\$232,566	\$673,217	\$363,537	\$161,572	\$282,751	\$807,860	\$363,537	\$161,572	\$282,751	\$807,860	\$363,537	\$161,572	\$282,751	\$807,860	\$363,537	\$161,572	\$282,751	\$807,860
Total STP =			\$1,122,880	Total STP =			\$306,008	Total STP =			\$3,934,438	Total STP =			\$3,707,537	Total STP =			\$6,551,532	Total STP =			\$2,475,537
STP + Match			\$1,403,600	STP + Match			\$673,217	STP + Match			\$5,271,486	STP + Match			\$4,987,860	STP + Match			\$8,542,854	STP + Match			\$3,447,860
				Total STP Amount =								\$14,499,515											
				Average STP Amount per FFY =								\$3,624,879											
												H.xxxxxx : Projects are listed for information only and not included in STIP until Stage 0 is complete and/or project numbers are assigned.								Date Modified: May 28, 2024			

2023 - 2026

TRANSPORTATION IMPROVEMENT PROGRAM

Amendment No. 4



APMPO staff worked extensively with regional planning partners, including Alexandria Transit (ATRANS) and the Louisiana Department of Transportation and Development (DOTD), as well as all of our member jurisdictions. In advance of this amendment, APMPO coordinated with DOTD and alerted project sponsors to necessary project changes. APMPO worked closely with representatives of our planning partners and member jurisdictions to review particular projects. APMPO staff also engaged with the Transportation Policy Committee and Technical Advisory Committee on this amendment.

Public Comments

A 14-day public comment period is planned May 15 - May 29, 2024.

MTP Consistency

Federal regulations require projects in the TIP must be listed in or otherwise demonstrated as consistent with the Metropolitan Transportation Plan (MTP). After accounting for the proposed changes, the TIP is consistent with the APMPO's MTP 2045.

May 15, 2024



PUBLIC COMMENT INVITED:

The Rapides Area Planning Commission, the local Metropolitan Planning Organization (MPO), has released the following document for public review online:

- *2023 – 2026 Transportation Improvement Program, Amendment 4 (Proposed)*
- *FY25 Unified Planning Work Program (Draft)*

In order to meet the requirements provided within 23 CFR 450.316 and MPO's public participation plan, these documents will be available for review and comment for a minimum period of (14) days prior to final adoption.

Beginning May 15 through May 31, interested members of the public may review and comment on this document on the RAPC website, www.rapc.info/transportation.

Printed copies are available by request at the Rapides Area Planning Commission, 803 Johnston Street, Alexandria, LA 71301, by calling 318-487-5401, or email to jbolen@rapc.info.

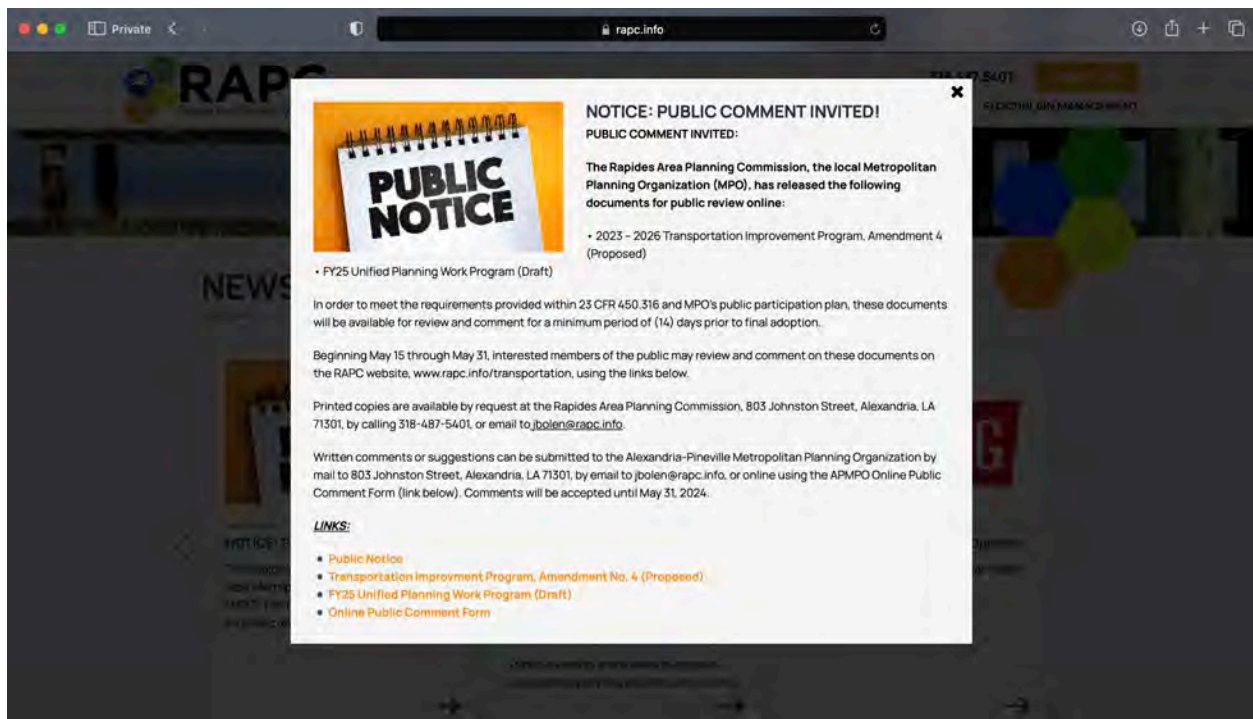
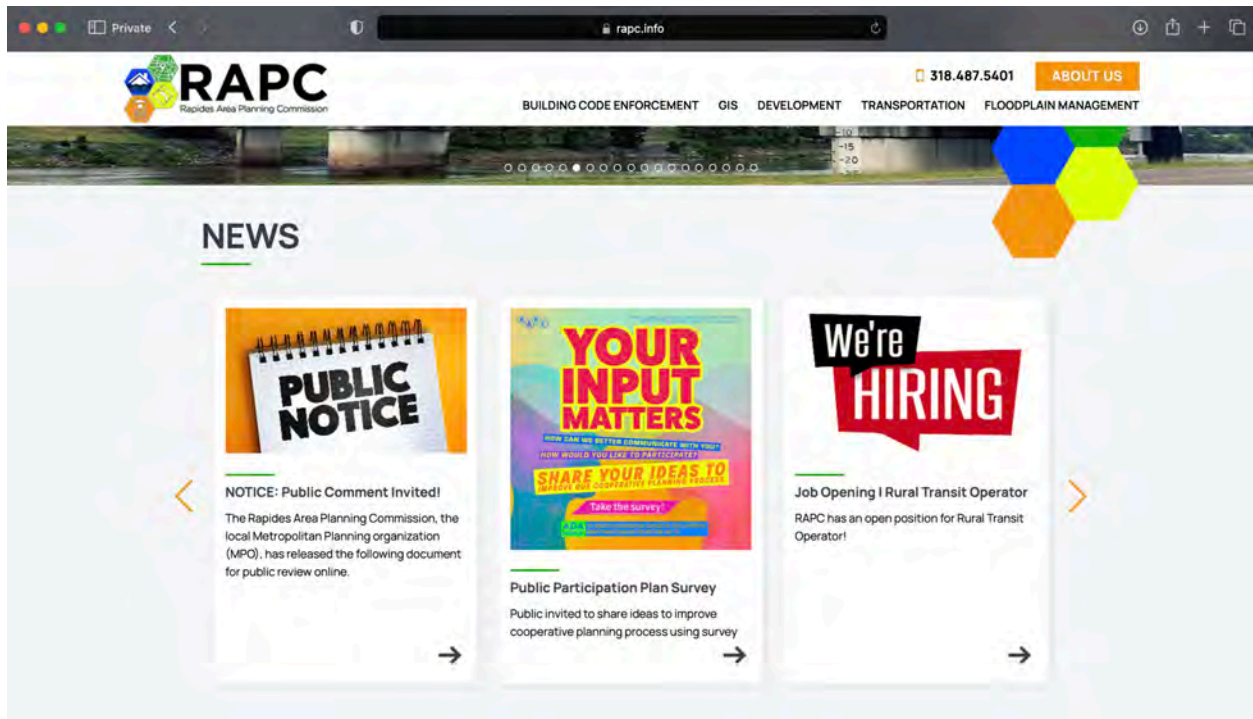
Written comments or suggestions can be submitted to the Alexandria-Pineville Metropolitan Planning Organization by mail to 803 Johnston Street, Alexandria, LA 71301, by email to jbolen@rapc.info, or online using the [APMPO Online Public Comment Form](#) on our website. Comments will be accepted until May 31, 2024.

ADA Notice:

The Rapides Area Planning Commission does not discriminate on the basis of disability in its programs, services, activities and employment practices.

Upon request, this notice is also available in alternative formats. If you need auxiliary aids and services for effective communication (such as a sign language interpreter, an assistive listening device or print material in digital format) or reasonable modification to programs, services or activities contact the ADA Coordinator, via phone 318-487-5401 as soon as possible, preferably 3 days before the end of the comment period.

RAPC Public Comment Notice, Materials, Public Comment Form



Public comment notice and materials published to the Alexandria Daily Town Talk and on www.rapc.info and www.rapc.info/transportation for public review and comment period May 15 - May 29, 2024. Published to website from May 13 until May 31, 2024. No public comments were received by the MPO as of June 10, 2024. MPO awaiting public affidavit of publication from Town Talk as of June 10, 2024.

THANK YOU for your submission!

Your notice has been submitted for publication. Below is a confirmation of your order. You will also receive an email confirmation.

ORDER DETAILS

Order Number: LLOU0103712
Order Status: Submitted
Classification: Govt Public Notices
Package: General Package
Base amount: 211.25
Service fee: 8.43
Cash/Check/ACH Discount: -0.00
Total payment: 219.68

As an incentive for customers, we provide a discount off the total order cost equal to the 3.99% service fee if you pay with Cash/Check/ACH. Pay by Cash/Check/ACH and save! In no event are service fees refundable.

Payment Type: visa
User ID: L0068699

ACCOUNT INFORMATION

Jonathan Bolen
 803 Johnston Street
 Alexandria, LA 71301
 318 487 5401
 jbolen@rapc.info
 Rapides Area Planning Commission
 Contract ID: _____

Success x

PAYMENT DETAILS

Email confirmation sent

visa*****2755

TRANSACTION REPORT

Date: May 16, 2024 10:08:19 AM EDT
Amount: 219.68

ADDITIONAL OPTIONS

1 Affidavit

SCHEDULE FOR AD NUMBER LLOU01037120

May 19, 2024
 Alexandria Town Talk

PREVIEW FOR AD NUMBER LLOU01037120

Public Comment Invited!

The Rapides Area Planning Commission, the local Metropolitan Planning Organization (MPO), has released the following document for public review online:

** 2023 – 2026 Transportation Improvement Program, Amendment 4 (Proposed)*
** FY25 Unified Planning Work Program (Draft)*

In order to meet the requirements provided within 23 CFR 450.316 and MPO’s public participation plan, these documents will be available for review and comment for a minimum period of (14) days prior to final adoption.

Beginning May 15 through May 31, interested members of the public may review and comment on this document on the RAPC website, www.rapc.info/transportation.

Printed copies are available by request at the Rapides Area Planning Commission, 803 Johnston Street, Alexandria, LA 71301, by calling 318-487-5401, or email

to jbolen@rapc.info.

Written comments or suggestions can be submitted to the Alexandria-Pineville Metropolitan Planning Organization by mail to 803 Johnston Street, Alexandria, LA 71301, by email to jbolen@rapc.info, or online using the APMPO Online Public Comment Form on our website. Comments will be accepted until May 31, 2024.

ADA Notice:

The Rapides Area Planning Commission does not discriminate on the basis of disability in its programs, services, activities and employment practices.

Upon request, this notice is also available in alternative formats. If you need auxiliary aids and services for effective communication (such as a sign language interpreter, an assistive listening device or print material in digital format) or reasonable modification to programs, services or activities contact the ADA Coordinator, via phone 318-487-5401, no later than 3 days before the end of the comment period.
Publication Dates
L00000000

[<< Click here to print a printer friendly version >>](#)

November 12, 2024



PUBLIC COMMENT INVITED:

The Rapides Area Planning Commission, the local Metropolitan Planning Organization (MPO), has released the following document for public review online:

- *Transportation Improvement Program – Amendment No. 5*

In order to meet the requirements provided within 23 CFR 450.316 and MPO's public participation plan, these documents will be available for review and comment for a minimum period of (14) days prior to final adoption.

Beginning November 12 through December 2, interested members of the public may review and comment on this document on the RAPC website, www.rapc.info/transportation.

Printed copies are available by request at the Rapides Area Planning Commission, 803 Johnston Street, Alexandria, LA 71301, by calling 318-487-5401, or email to jbolen@rapc.info.

Written comments or suggestions can be submitted to the Alexandria-Pineville Metropolitan Planning Organization by mail to 803 Johnston Street, Alexandria, LA 71301, by email to jbolen@rapc.info, or online using the [APMPO Online Public Comment Form](#) on our website. Comments will be accepted until December 2, 2024.

ADA Notice:

The Rapides Area Planning Commission does not discriminate on the basis of disability in its programs, services, activities and employment practices.

Upon request, this notice is also available in alternative formats. If you need auxiliary aids and services for effective communication (such as a sign language interpreter, an assistive listening device or print material in digital format) or reasonable modification to programs, services or activities contact the ADA Coordinator, via phone 318-487-5401 as soon as possible, preferably 3 days before the end of the comment period.

2023 - 2026
TRANSPORTATION IMPROVEMENT PROGRAM
Amendment No. 5



Staff Contact | Jonathan Bolen, Chief Transportation Officer | jbolen@rapc.info

Public Review & Comment Schedule

ACTIVITY	DATE	LOCATION	PURPOSE
Technical Advisory Committee (TAC) Meeting	Wednesday, November 6 10:00 AM	803 Johnston Street, Alexandria, LA 71301	The TAC is scheduled to make a formal recommendation on the proposed amendment at this meeting.
Public Review & Comment Period	November 12 thru December 2	Electronic Review: www.rapc.info Hard copy documents available on request at the Rapides Area Planning Commission	The general public, partners and stakeholders will have an opportunity to review and comment on the proposed amendment. Comments will be accepted in writing and online using the public comment form. Please email comments to: jbolen@rapc.info
Transportation Policy Committee (TPC) Meeting	Wednesday, December 4 10:00 AM	803 Johnston Street, Alexandria, LA 71301 And Online (Zoom)	The TPC is scheduled to take formal action on the proposed amendment at this meeting, pending public comment. There is an opportunity for public comment at this meeting, under the standing Public Comments agenda item.

Background

Alexandria-Pineville Metropolitan Planning Organization (APMPO) is responsible for multi-modal transportation planning and investment decision-making inside the Alexandria-Pineville metro area and anticipates, forecasts and plans for the transportation needs of today, tomorrow and the future. It does not to fund, design, build, or operate transportation systems.

The APMPO’s Transportation Improvement Program (TIP) is an on-going program that assigns funding to specific highway, road, bridge, transit, bicycle, pedestrian, and other regionally significant transportation projects. Inclusion in the TIP is federally required before any federal funds can be made available for use on a project. The current TIP covers projects that are expected to be active during the Federal Fiscal Years (FFY) 2023 through 2026.

The complete project list and additional project information can be found in the current TIP document located on the APMPO’s website at, www.rapc.info/transportation.



**2023 - 2026
TRANSPORTATION IMPROVEMENT PROGRAM
Amendment No. 5**



Summary of Changes

Amendments

Regular opportunities are provided to project sponsors to request changes during the project development process. Requests for new projects or requests for significant changes to scope or cost are considered as formal Amendments and require formal approval by the APMPO Transportation Policy Committee (TPC).

Amendment (formal action required)

TIP Section	Project Name	Change
Highway	H.016197 LA 1208-3: JACKSON STREET REHABILITATION	Update H.XXXXXX Jackson Street project title to H.016197 1208-3: Jackson Street Rehabilitation; move outside to FFY 2027.
Highway	H.016203 ENGLAND AIRPARK ROADWAY IMPROVEMENTS	Update H.XXXXXX Vandenburg Drive Road Improvements project title to H.016202 England Airpark Roadway Improvements in FFY 2026; Modify Construction Phase from \$1,134,994 to \$1,248,501 of STP50-200K at 80/20 in FFY 2026.
Highway	H.016252 MASONIC DRIVE: TEXAS AVE - LEE ST	Update H.XXXXXX Masonic Drive Safety Improvements project title to H.016252 Masonic Drive: Texas Ave-Lee St of STP50-200K at 80/20 in FFY 2025
Highway	H.015633 COA ASPHALTIC REHAB - PHASE III	Modify H.015633 COA Asphaltic Rehab- Phase III Construction Phase from \$3,575,000 to \$3,080,000 of STP50-200K at 80/20 in FFY 2026.
Highway	H.XXXXXX MPA AERIAL PHOTOGRAPHY	Add MPA Aerial Photography for \$70,000 of STP50-200K Funding at 80/20 to FFY2025.
Highway	H.XXXXXX Metropolitan Transportation Plan Update	Modify project amount from \$540,000 of STP50-200K funding at 80/20 to \$600,000 of STP50-200K funding at 80/20 in FFY2025.
Highway	H.016272 RAPC CRP PLANNING STUDY	Update H.XXXXXX CRP Outreach & Strategy Plan project title to H.016272 RAPC CRP Planning Study; move from FFY2024 to FFY2025.
Transit	H.XXXXXX CONSOLIDATED TRANSIT VEHICLE INSPECTION & TRAINING CENTER	Add Consolidated Transit Vehicle Inspection & Training Center for \$480,000 of FTA ICAM 2024 Competitive Grant Fund Award at 80/20 to FFY2025.



**2023 - 2026
TRANSPORTATION IMPROVEMENT PROGRAM
Amendment No. 5**



Overall

Highway Element

Costs for projects programmed in the current TIP have increased due to inflation or modification of scope. As a result, the current TIP is over programmed and no longer financially-constrained.

The TAC proposed moving the LA 1208-3: JACKSON STREET REHABILITATION project outside the current TIP from FFY2026 to FFY2027 to ensure it remains financially constrained. Projects moved outside the financially constrained portion of the TIP may be funded under another program or moved back into the TIP at the discretion of the TPC, subject to available funding.

As proposed, Amendment No. 5 maintains the total number of projects programmed in the TIP (13) to be authorized between federal fiscal years (FFY) 2023 and 2026 and reduces programmed STP50-200K investment from \$13,136,257 to \$10,576,257.

HIGHWAY TIP INVESTMENT (FHWA - STP50-200K)	TIP ALLOCATION (BASELINE)	CURRENT TIP	Amendment 5 (PROPOSED)
Total 4-Year Program	\$11,200,000	\$13,136,257	\$10,576,257
Average / FFY	\$2,800,000	\$3,284,064	\$2,644,064
Safety	20%	19%	19%
Pavement / Bridge	75%	77%	76%
Planning	5%	4%	6%

Transit Element

As proposed, Amendment No. 5 increases overall TIP transit investment (FTA 5307 + FTA. 5339 + ICAM) 3.48%. It increased total TIP FTA 5307 investment in transit facilities by 4% and maintains current investment in rolling stock, preventative maintenance, and equipment.

TOTAL TRANSIT TIP INVESTMENT (FTA 5307 + FTA 5339 + ICAM)	Rolling Stock	Facilities	Preventative Maintenance	Operations	Equipment	TOTAL INVESTMENT (fed+local)
Current	11%	2%	2%	82%	3%	\$13,782,904
Amendment 5	11%	6%	2%	79%	3%	\$14,262,904



2023 - 2026
TRANSPORTATION IMPROVEMENT PROGRAM
Amendment No. 5
Transit Element (Proposed)



TRANSIT ELEMENT							
TRANSPORTATION IMPROVEMENT PROGRAM							
Alexandria/Pineville Metropolitan Area							
Code	Description	Match Type	Section	Total Amount	Federal	Match	Agency
FY 2022 - FY 2023							
30.09.00	Operating Assistance	50/50	5307 Operating	\$2,970,000	\$1,485,000	\$1,485,000	FTA
11.32.10	Replace (Six) Bus Stop Shelters	80/20	5307 Capital	\$133,240	\$106,592	\$26,648	FTA
11.7A.00	Preventive Maintenance	50/50	5307 Operating	\$80,000	\$40,000	\$40,000	FTA
11.42.06	Acquire Shop Equipment	80/20	5307 Capital	\$385,000	\$308,000	\$77,000	FTA
11.30.01	1% Security Capital Bus	50/50	5307 Operating	\$30,000	\$15,000	\$15,000	FTA
11.62.03	Upgrade Radios	80/20	5307 Capital	\$30,000	\$24,000	\$6,000	FTA
Sub-Total				\$3,628,240	\$1,978,592	\$1,649,648	
FY 2023 - FY 2024							
30.09.00	Operating Assistance	50/50	5307 Operating	\$2,613,200	\$1,306,600	\$1,306,600	FTA
11.42.20	Acquire Shop Equipment	80/20	5307 Capital	\$40,000	\$32,000	\$8,000	FTA
11.32.10	Replace (Six) Bus Stop Shelters	80/20	5307 Capital	\$191,750	\$153,400	\$38,350	FTA
11.7A.00	Preventive Maintenance	50/50	5307 Operating	\$50,000	\$25,000	\$25,000	FTA
11.30.01	1% Security Capital Bus	50/50	5307 Operating	\$30,000	\$15,000	\$15,000	FTA
Sub-Total				\$2,924,950	\$1,500,000	\$1,392,950	
FY 2024 - FY 2025							
30.09.00	Operating Assistance	50/50	5307 Operating	\$2,737,162	\$1,368,581	\$1,368,581	FTA
11.7A.00	Preventive Maintenance	50/50	5307 Operating	\$50,000	\$25,000	\$25,000	FTA
11.42.11	Acquire Support Vehicles	85/15	5307 Capital	\$107,552	\$91,419	\$16,133	FTA
11.12.20	Replace (three) 30-35	85/15	Capital	\$1,150,000	\$977,500	\$172,500	FTA
11.30.01	1% Security Capital Bus	50/50	5307 Operating	\$15,000	\$7,500	\$7,500	FTA
11.12.15	Replace (two) Minivans	85/15	5307 Capital	\$170,000	\$144,500	\$25,500	FTA
ICAM	Consolidated Transit Vehicle Inspection & Training Center	80/20	ICAM	\$480,000	\$384,000	\$96,000	FTA
Sub-Total				\$4,709,714	\$2,614,500	\$1,615,214	
FY 2025 - FY 2026							
30.09.00	Operating Assistance	50/50	5307 Operating	\$2,920,000	\$1,460,000	\$1,460,000	FTA
11.30.01	1% Security Capital Bus	50/50	5307 Operating	\$30,000	\$15,000	\$15,000	FTA
11.7A.00	Preventive Maintenance	50/50	5307 Operating	\$50,000	\$25,000	\$25,000	FTA
Sub-Total				\$3,000,000	\$1,500,000	\$1,500,000	
FFY 2023 - 2026 [FTA 5307 Grand Total]				\$12,632,904	\$6,615,592	\$5,985,312	
FFY 2023 - 2026 [FTA 5339 Grand Total]				\$1,150,000	\$977,500	\$172,500	
FFY 2023 - 2026 [FTA ICAM Grand Total]				\$480,000	\$384,000	\$96,000	
FFY 2023 - 2026 [Grand Total]				\$14,262,904	\$7,977,092	\$6,253,812	

AMENDMENT 5, PROPOSED



Highway Element (Proposed)

**TIP FY 2023 - 2026 FINANCIALLY CONSTRAINED SECTION
 (STP50-200K)**

FY 2021 - 2022				FY 2022 - 2023				FY 2023 - 2024				FY 2024 - 2025				FY 2025 - 2026				FY 2026 - 2027							
STP	Local	LADOTD	Cost + 10%	STP	Local	LADOTD	Cost + 10%	STP	Local	LADOTD	Cost + 10%	STP	Local	LADOTD	Cost + 10%	STP	Local	LADOTD	Cost + 10%	STP	Local	LADOTD	Cost + 10%				
H.014311								H.014647				H.015633				H.015476				H.016197							
Bicycle & Pedestrian Plan Implementation Phase I (Safety, Enhancement)								City of Alexandria Elliot St. Improvements: MacArthur Dr. to I-49 (Overlay)				City of Alexandria Asphaltic Rehab - Phase III (Overlay)				City of Alexandria Foisy Street: Monroe to Desoto (Reconstruction, Enhancement)				Jackson Street: MacArthur Drive to Red River (Overlay, Safety)							
\$506,880	\$126,720		\$633,600					\$1,566,400	\$391,600		\$1,958,000	\$2,464,000	\$616,000		\$3,080,000	\$2,640,000	\$660,000		\$3,300,000	\$2,640,000		\$660,000	\$3,300,000				
H.014536												H.016252				H.016203				H.xxxxxx							
City of Pineville College Dr. (Panel Replacement)												City of Alexandria Masonic Drive: Texas Ave. - Lee St. (Safety, Enhancement)				RPPJ England Airpark Roadway Improvements (Overlay, Safety)				LA 28E Safety Improvements Construction (Safety, Enhancement)							
\$616,000	\$154,000		\$770,000									\$528,000	\$132,000		\$660,000	\$998,800	\$249,700		\$1,248,501	\$352,000	\$88,000		\$440,000				
												H.XXXXXX															
												Metropolitan Transportation Plan 2050 Update (P)															
												\$240,000				\$60,000				\$300,000				\$600,000			
												H.015312															
												City of Pineville Jones St. (Maintenance)															
												\$730,902				\$182,725				\$913,627							
												H.016272															
												RAPC CRP Planning Study (P)															
												\$160,000				\$40,000				\$200,000							
												H.XXXXXX															
												MPA Aerial Photography															
												\$56,000				\$14,000				\$70,000							
L.000062				L.000062				L.000062				L.000062				L.000062				L.000062				L.000062			
Motorist Assistance Patrol: Roadway Safety/Operations (Safety)				Motorist Assistance Patrol: Roadway Safety/Operations (Safety)				Motorist Assistance Patrol: Roadway Safety/Operations (Safety)				Motorist Assistance Patrol: Roadway Safety/Operations (Safety)				Motorist Assistance Patrol: Roadway Safety/Operations (Safety)				Motorist Assistance Patrol: Roadway Safety/Operations (Safety)				Motorist Assistance Patrol: Roadway Safety/Operations (Safety)			
\$306,008	\$134,643	\$232,566	\$673,217	\$306,008	\$134,643	\$232,566	\$673,217	\$363,537	\$161,572	\$282,751	\$807,860	\$249,944	\$111,086	\$194,401	\$555,431	\$272,666	\$121,185	\$212,073	\$605,924	\$272,666	\$121,185	\$212,073	\$605,924				
Total STP =			\$1,122,880	Total STP =			\$306,008	Total STP =			\$1,929,937	Total STP =			\$4,428,846	Total STP =			\$3,911,466	Total STP =			\$3,264,666				
STP + Match			\$1,403,600	STP + Match			\$673,217	STP + Match			\$2,765,860	STP + Match			\$6,079,058	STP + Match			\$5,154,425	STP + Match			\$4,345,924				
				Total STP Amount =								\$10,576,257															
				Average STP Amount per FFY =								\$2,644,064															
												H.xxxxxx : Projects are listed for information only and not included in STIP until Stage 0 is complete and/or project numbers are assigned.															
																				Date Modified: November 7, 2024							

- DOTD Project
- CoA Project
- MPO Project
- CoP Project
- RPPJ Project
- CoB Project

2023 - 2026

TRANSPORTATION IMPROVEMENT PROGRAM

Amendment No. 5



Partner & Stakeholder Consultation

APMPO staff worked extensively with regional planning partners, including Alexandria Transit (ATRANS) and the Louisiana Department of Transportation and Development (DOTD), as well as all of our member jurisdictions. In advance of this amendment, APMPO coordinated with DOTD and alerted project sponsors to necessary project changes. APMPO worked closely with representatives of our planning partners and member jurisdictions to review particular projects. APMPO staff also engaged with the Transportation Policy Committee and Technical Advisory Committee on this amendment.

Public Comments

A minimum 14-day public comment period is planned November 12 - December 2, 2024.

MTP Consistency

Federal regulations require projects in the TIP must be listed in or otherwise demonstrated as consistent with the Metropolitan Transportation Plan (MTP). After accounting for the proposed changes, the TIP is consistent with the APMPO's MTP 2045.



AFFIDAVIT OF PUBLICATION


Rapides Area Planning Commissi
803 Johnston Street
Alexandria LA 71301

STATE OF WISCONSIN, COUNTY OF BROWN

The Town Talk, a newspaper published in the city of Alexandria, in the Parish of Rapides, State of Louisiana, and personal knowledge of the facts herein state and that the notice hereto annexed was Published in said newspapers in the issue:

05/11/2025

and that the fees charged are legal.
Sworn to and subscribed before on 05/11/2025



Legal Clerk



Notary, State of WI, County of Brown



My commission expires

Publication Cost:	\$244.91	
Tax Amount:	\$0.00	
Payment Cost:	\$244.91	
Order No:	11308431	# of Copies:
Customer No:	1478079	0
PO #:	LLOU0295385	

THIS IS NOT AN INVOICE!

Please do not use this form for payment remittance.

NICOLE JACOBS
Notary Public
State of Wisconsin

**NOTICE: Items for
Public Review &
Comment**

The Rapides Area Planning Commission, the local Metropolitan Planning Organization (MPO), has released the Transportation Improvement Program - Amendment No. 6, FY2025-26 Unified Annual Work Program, and Public Participation Plan, 2025 Update documents for public review and comment online.

In order to meet requirements provided within 23 CFR 450.316, the TIP Amendment No. 6 and the FY2025-26 UPWP documents will be available for review and comment for a minimum period of fourteen (14) days prior to final adoption. Beginning May 9 through May 25, interested members of the public may review and comment on the TIP Amendment No. 6 and FY2025-26 UPWP documents on the RAPC website, www.rapc.info/transportation.

The Public Participation Plan update will be available for public review and comment for forty-five (45) days on the RAPC website, www.rapc.info/transportation, beginning May 9 through June 25.

Printed copies are available by request at the Rapides Area Planning Commission, 803 Johnston Street, Alexandria, LA 71301, by calling 318-487-5401.

Written comments or suggestions can be submitted to the Alexandria-Pineville Metropolitan Planning Organization by mail to 803 Johnston Street, Alexandria, LA 71301, by email to ibolen@rapc.info, or online using the APMPO Online Public Comment Form on our website. Comments will be accepted on the TIP Amendment No. 6 and FY2025-26 UPWP until May 25, 2025 and on the Public Participation Plan update until June 25, 2025.

ADA Notice:

The Rapides Area Planning Commission does not discriminate on the basis of disability in its programs, services, activities and employment practices.

Upon request, this notice is also available in alternative formats. If you need auxiliary aids and services for effective communication (such as a sign language interpreter, an assistive listening device or print material in digital format) or reasonable modification to programs, services or activities contact the ADA Coordinator, via phone 318-487-5401 as soon as possible, preferably 3 days before the end of the comment period.
May 11 2025
LLOU0295385

2023 - 2026
TRANSPORTATION IMPROVEMENT PROGRAM
Amendment No. 6



Staff Contact | Jonathan Bolen, Chief Transportation Officer | jbolen@rapc.info

Public Review & Comment Schedule

ACTIVITY	DATE	LOCATION	PURPOSE
Technical Advisory Committee (TAC) Meeting	Wednesday, May 7 10:00 AM	803 Johnston Street, Alexandria, LA 71301	The TAC is scheduled to make a formal recommendation on the proposed amendment at this meeting.
Public Review & Comment Period	May 9 thru May 25	Electronic Review: www.rapc.info Hard copy documents available on request at the Rapides Area Planning Commission	The general public, partners and stakeholders will have an opportunity to review and comment on the proposed amendment. Comments will be accepted in writing and online using the public comment form. Please email comments to: jbolen@rapc.info
Transportation Policy Committee (TPC) Meeting	Wednesday, June 11 10:00 AM	803 Johnston Street, Alexandria, LA 71301 And Online (Zoom)	The TPC is scheduled to take formal action on the proposed amendment at this meeting, pending public comment. There is an opportunity for public comment at this meeting, under the standing Public Comments agenda item.

Background

Alexandria-Pineville Metropolitan Planning Organization (APMPO) is responsible for multi-modal transportation planning and investment decision-making inside the Alexandria-Pineville metro area and anticipates, forecasts and plans for the transportation needs of today, tomorrow and the future. It does not to fund, design, build, or operate transportation systems.

The APMPO’s Transportation Improvement Program (TIP) is an on-going program that assigns funding to specific highway, road, bridge, transit, bicycle, pedestrian, and other regionally significant transportation projects. Inclusion in the TIP is federally required before any federal funds can be made available for use on a project. The current TIP covers projects that are expected to be active during the Federal Fiscal Years (FFY) 2023 through 2026.

The complete project list and additional project information can be found in the current TIP document located on the APMPO’s website at, www.rapc.info/transportation.



**2023 - 2026
TRANSPORTATION IMPROVEMENT PROGRAM
Amendment No. 6**



Summary of Changes

Amendments

Regular opportunities are provided to project sponsors to request changes during the project development process. Requests for new projects or requests for significant changes to scope or cost are considered as formal Amendments and require formal approval by the APMPO Transportation Policy Committee (TPC).

Amendment (formal action required)

TIP Section	Project Name	Change
Highway	H.011960 DISTRICT 08 CONTROLLER UPGRADES	Remove H.011960 District 08 Controller Updates project construction phase from non-STP50-200K TIP FFY2026; project being cancelled.
Highway	H..015476 COA FOISY STREET RECONSTRUCTION: MONROE TO DESOTO	Move construction phase from FFY2025 outside FFY23-26 TIP to FFY2027 due to changes in anticipated project authorization and letting date.
Highway	H.972574 METROPOLITAN TRANSPORTATION PLAN UPDATE	Change H.XXXXXX Metropolitan Transportation Plan Update project title to H.972574 Metropolitan Transportation Plan Update in FFY 2025

Administrative Modifications

Administrative modifications are requested changes that include activities like small adjustments in the cost estimate or schedule. Administrative modifications were processed by staff between February 1 and May 1, 2025, are included in the table below.

Administrative Modification (does not require formal action)

	Project Name	Change
Highway	H.XXXXXX LA 28E SAFETY IMPROVEMENTS	Remove H.XXXXXX LA 28E Safety Improvements Project construction phase from TIP FFY2027. Project implementation pursued under Highway Safety Improvement Program. Stage 0 under development by DOTD and Pineville Engineer.
Highway	L.000062 MOTORIST ASSISTANCE PATROL	Update L.000062 Motorist Assistance Patrol amount from \$555,430.04 to \$605,924 in TIP FFY2025; from \$606,924 to \$605,924 in TIP FFY2026, FFY2027, and FFY2028
Highway	H.015633 COA ASPHALTIC REHAB - PHASE III	Move H.015633 COA Asphaltic Rehab- Phase III Construction Phase from FFY2025 to FFY2026.



2023 - 2026
TRANSPORTATION IMPROVEMENT PROGRAM
Amendment No. 6



Overall

Highway Element

As proposed, Amendment No. 6 reduces the total number of projects programmed in the TIP to be authorized between federal fiscal years (FFY) 2023 and 2026 by one (Foisy Street project moved to FFY2027) and reduces programmed STP50-200K investment from 10,576,257 to \$8,034,324.

The maximum threshold permitted by DOTD for federal surface transportation program funding (STP50-200K) is \$3.5M per FFY - some overage allowable, subject to DOTD. The current TIP has total of \$4,697,864 of STP funding programmed in FFY2025 and \$3.7M in FFY2026. The proposed amendment (No. 6) would reduce the total STP funding programmed to \$2,032,617 in TIP FFY2025.

HIGHWAY TIP INVESTMENT (FHWA - STP50-200K)	TIP ALLOCATION (BASELINE)	CURRENT TIP	Amendment 6 (PROPOSED)
Total 4-Year Program	\$11,200,000	\$10,576,257	\$8,034,324
Average / FFY	\$2,800,000	\$2,644,064	\$2,008,581
	% DISTRIBUTION OF TIP FUNDS		
Safety	20%	19%	24%
Pavement / Bridge	75%	75%	68%
Planning	5%	6%	8%



2023 - 2026

TRANSPORTATION IMPROVEMENT PROGRAM

Amendment No. 6



Partner & Stakeholder Consultation

APMPO staff worked extensively with regional planning partners, including Alexandria Transit (ATRANS) and the Louisiana Department of Transportation and Development (DOTD), as well as all of our member jurisdictions. In advance of this amendment, APMPO coordinated with DOTD and alerted project sponsors to necessary project changes. APMPO worked closely with representatives of our planning partners and member jurisdictions to review particular projects. APMPO staff also engaged with the Transportation Policy Committee and Technical Advisory Committee on this amendment.

Public Comments

A minimum 14-day public comment period is planned May **9** - May **25**, 2025.

MTP Consistency

Federal regulations require projects in the TIP must be listed in or otherwise demonstrated as consistent with the Metropolitan Transportation Plan (MTP). After accounting for the proposed changes, the TIP is consistent with the APMPO's MTP 2045.



December 5, 2025



PUBLIC COMMENT INVITED:

The Rapides Area Planning Commission, the local Metropolitan Planning Organization (MPO), has released the following document for public review online:

- *2023 – 2026 Transportation Improvement Program, Amendment 7*

In order to meet the requirements provided within 23 CFR 450.316 and MPO's public participation plan, these documents will be available for review and comment for a minimum period of (14) days prior to final adoption. This is the second public review and comment period. Both items were readvertised for an additional public review and comment period.

Beginning December 5 through December 19, interested members of the public may review and comment on this document on the RAPC website, www.rapc.info/transportation.

Printed copies are available by request at the Rapides Area Planning Commission, 803 Johnston Street, Alexandria, LA 71301, by calling 318-487-5401, or email to jbolen@rapc.info.

Written comments or suggestions can be submitted to the Alexandria-Pineville Metropolitan Planning Organization by mail to 803 Johnston Street, Alexandria, LA 71301, by email to jbolen@rapc.info, or online using the [APMPO Online Public Comment Form](#) on our website. Comments will be accepted in writing until December 19, 2025.

ADA Notice:

The Rapides Area Planning Commission does not discriminate on the basis of disability in its programs, services, activities and employment practices.

Upon request, this notice is also available in alternative formats. If you need auxiliary aids and services for effective communication (such as a sign language interpreter, an assistive listening device or print material in digital format) or reasonable modification to programs, services or activities contact the ADA Coordinator, via phone 318-487-5401 as soon as possible, preferably 3 days before the end of the comment period.



Staff Contact | Jonathan Bolen, Chief Transportation Officer | jbolen@rapc.info

Public Review & Comment Schedule

ACTIVITY	DATE	LOCATION	PURPOSE
Technical Advisory Committee (TAC) Meeting	Wednesday, November 5 10:00 AM	803 Johnston Street, Alexandria, LA 71301	The TAC is scheduled to make a formal recommendation on the proposed amendment at this meeting.
Transportation Policy Committee (TPC) Meeting	Wednesday, December 3 10:00 AM	803 Johnston Street, Alexandria, LA 71301 And Online (Zoom)	The TPC is scheduled to take formal action on the proposed amendment at this meeting, pending public comment. There is an opportunity for public comment at this meeting, under the standing Public Comments agenda item.
Public Review & Comment Period	December 5 thru December 19	Electronic Review: www.rapc.info Hard copy documents available on request at the Rapides Area Planning Commission	The general public, partners and stakeholders will have an opportunity to review and comment on the proposed amendment. Comments will be accepted in writing and online using the public comment form. Please email comments to: jbolen@rapc.info

Background

Alexandria-Pineville Metropolitan Planning Organization (APMPO) is responsible for multi-modal transportation planning and investment decision-making inside the Alexandria-Pineville metro area and anticipates, forecasts and plans for the transportation needs of today, tomorrow and the future. It does not to fund, design, build, or operate transportation systems.

The APMPO’s Transportation Improvement Program (TIP) is an on-going program that assigns funding to specific highway, road, bridge, transit, bicycle, pedestrian, and other regionally significant transportation projects. Inclusion in the TIP is federally required before any federal funds can be made available for use on a project. The current TIP covers projects that are expected to be active during the Federal Fiscal Years (FFY) 2023 through 2026.

The four-year transit portion of the TIP helps support the continued operation along existing transit routes and the overall efficiency of the Alexandria Transit (ATRANS) system. However, the cost benefit ratio of expanding fixed routes within the metropolitan area remains prohibitive. The TIP also makes provisions for preventive maintenance, vehicle and facility replacement, as well as equipment purchases.

The complete project list and additional project information can be found in the current TIP document located on the APMPO’s website at, www.rapc.info/transportation.



2023 - 2026
TRANSPORTATION IMPROVEMENT PROGRAM
Amendment No. 7



Summary of Changes

Amendments

Regular opportunities are provided to project sponsors to request changes during the project development process. Requests for new projects or requests for significant changes to scope or cost are considered as formal Amendments and require formal approval by the APMPO Transportation Policy Committee (TPC).

Amendment (formal action required)

TIP Section	Project Name	Change
Highway	H.015859 LA 1208-1 SIDEWALK IMPROVEMENTS	Add Utility Relocation Phase of \$160,000 of STPFLEX at 80/20 in FFY2026. Change Construction Phase amount from \$1.62M of STPFLEX at 80/20 in FFY2025 to \$2.1M of STPFLEX at 80/20 in FFY2026. Requested by DOTD.
Highway	H.015312 JONES STREET PAVEMENT REHABILITATION	Move Construction Phase at \$1.3M of STP50-200K at 80/20 from FFY2025 to FFY2027. Scoping change led to cost increase and delayed anticipated letting date.
Highway	H.972574 METROPOLITAN TRANSPORTATION PLAN UPDATE	Change Planning Phase from \$600,000 of STP50-200K at 80/20 in FFY2025 to \$800,000 of STP50-200K at 80/20 in FFY2025.
Highway	H.015633 COA ASPHALTIC REHAB - PHASE III	Move Construction Phase from FFY2026 to FFY2028; delayed due to additional project construction costs to \$3.5M, requiring scope modifications to remain in budget for STP50-200K funding.
Transit	11.7A.00 PREVENTATIVE MAINTENANCE	Change Preventative Maintenance from \$50,000 of FTA 5307 Operating at 50/50 in FFY2025 and FFY2026 to \$100,000 of FTA 5307 Capital at 80/20 in FFY2025 and \$119,216 at 80/20 of FTA Capital in FFY2026. Requested by Atrans due to increase in parts and maintenance costs.
Transit	11.20.20 REPLACE THREE 30-35' BUSES	Remove 'Replace Three (3x) 30-35' Buses' for \$1,150,00 in FTA 5339 Competitive Grant Funds at 85/15 in FY24-25. Requested by ATRANS, decided not to pursue vehicle replacement during FFY2025.
Transit	11.42.11 ACQUIRE SUPPORT VEHICLES	Change 'Acquire Support Vehicles' from \$107,552 at 85/15 of FTA 5307 Capital to \$161,995 at 100/0 of ARP 5307 Capital in FFY 2025.
Transit	11.30.01 1% SECURITY CAPTIAL BUS	Change '1% Security Captial Bus' from \$15,000 at 50/50 of FTA 5307 Captial to \$30,000 at 50/50 of FTA 5307 Captial in FFY 2025.



**2023 - 2026
TRANSPORTATION IMPROVEMENT PROGRAM
Amendment No. 7**



Administrative Modifications

Administrative modifications are requested changes that include activities like small adjustments in the cost estimate or schedule. Administrative modifications were processed by staff between June and November 2025, are included in the table below.

Administrative Modifications (no formal action required)

TIP Section	Project Name	Change
Highway	H.016203 ENGLAND AIRPARK ROADWAY IMPROVEMENTS	Change Construction Phase from \$1.13M of STP50-200K at 80/20 in FFY2026 to \$1.72M of STP50-200K at 80/20 in FFY2026.
Highway	H.XXXXXX MPA AERIAL PHOTOGRAPHY	Move project Implementation Phase from FFY2025 to FFY2026.
Highway	H.016252 MASONIC DRIVE: TEXAS AVE TO LEE ST	Move Construction Phase from FFY2025 to FFY2026 due to delayed plan development review.
Transit	11.62.03 UPGRADE RADIOS	Move 'Upgrade Radios' from FFY2023 to FFY 2026 at \$40,000 at 80/20 of FTA 5307 Capital.
Transit	11.12.15 REPLACE TWO MINIVANS	Change 'Replace (Two) Minivans' amount from \$170,000 at 85/15 of 5307 Capital to \$176,850 at 85/15 of FTA Capital in FFY 2025
Transit	30.09.00 OPERATING ASSISTANCE	Change Operating Assistance from \$2,970,000 to \$2,948,340 of FTA Operating at 50/50 in FFY2023; change from \$2,613,200 to \$2,683,752 of FTA Operating at 50/50 in FFY2024; change from \$2,737,162 to \$2,788,054 of FTA Operating at 50/50 in FFY2025; and change from \$2,920,000 to \$2,860,744 of FTA Operating at 50/50 in FFY2026. Additional funding sources from prior FFY unspent funding FFY2022.

Overall

Highway Element

As state law (LA Act No. 380, effective August 1, 2025) now directs that DOTD deliver at least 90% of programmed projects, only projects within the allotted funding amount and have a reasonable expectation of delivery should be programmed. As a result, the MPO is limited to a maximum amount of \$3M of STP50-200K per federal fiscal year (FFY) of the 4-year TIP. Remaining funding each FFY cannot roll over to the next or be retroactively programmed. There is no limit to the amount of local matching funds each FFY.

Costs for projects programmed in the current TIP FFY 2025 have increased due to inflation or scope modification resulting in delay and rescheduling. Currently, TIP FFY 2026 is over-programmed by \$1,280,562 and no longer financially-constrained. As proposed, Amendment No. 7 restores financial constraint in FFY 2026 by reducing the total STP50-200K funding from \$4,280,562 to \$2,614.962 in FFY2026. It also reduces the number of highway projects programmed in the 4-year TIP to be authorized between FFY 2023 and FFY 2026 and overall TIP STP50-200K investment from \$8,034,324 to \$5,648,622.



2023 - 2026
TRANSPORTATION IMPROVEMENT PROGRAM
Amendment No. 7



HIGHWAY TIP INVESTMENT (FHWA - STP50-200K)	TIP ALLOCATION (BASELINE)	CURRENT TIP	Amendment 7 (PROPOSED)
Total 4-Year Program	\$11,200,000	\$8,034,324	\$5,648,622
Average / FFY	\$2,800,000	\$2,008,581	\$1,412,156
Safety	20%	24%	42%
Pavement / Bridge	75%	68%	58%
Planning	5%	8%	13%

Transit Element

As proposed, Amendment No. 7 ensures the Transit Element of the TIP is financially constrained by adjusting operating assistance amounts specified in federal fiscal years (FFY) 2023, 2024, 2025, and 2026. It maintains TIP FTA 5307 investment in transit facilities and increases total investment in security projects and preventative maintenance. The Replacement of three 30-35' buses under the FTA 5339 competitive grant program was not pursued since existing rolling stock is currently in a state of good repair and proposed to be removed from FFY2025.

FED TRANSIT TIP INVESTMENT (FTA 5307 + 5340)	TIP ALLOCATION (BASELINE)	CURRENT TIP	Amendment 7 (PROPOSED)
Total 4-Year Program	\$ 5,755,885	\$ 6,615,592	\$ 6,869,127
Average / FFY	\$ 1,438,971	\$ 1,653,898	\$ 1,717,282

TOTAL TRANSIT INVESTMENT (5307 + 5340 + ICAM + ARP 5307)	Operations	Rolling Stock	Facilities	Maintenance*	Equipment	Security
Total [FED + LOCAL] \$	\$11,280,890	\$388,845	\$804,990	\$349,216	\$415,000	\$120,000
% Total Investment	85%	3%	6%	3%	3%	1%
FED FTA Share \$	\$5,640,445	\$312,318	\$643,992	\$240,373	\$332,000	\$60,000
% FED FTA Share	50%	92%	80%	69%	80%	50%

* Preventative Maintenance cost split 50/50 federal and local in FFY2023 and FFY2024 and split 80/20 in FFY 2025 and FFY2026. Federal share for Support Vehicles increased to 100% under American Rescue Plan 5307 program (ARP 5307) in FFY2025.



2023 - 2026
TRANSPORTATION IMPROVEMENT PROGRAM
Amendment No. 7



Partner & Stakeholder Consultation

APMPO staff worked extensively with regional planning partners, including Alexandria Transit (ATRANS) and the Louisiana Department of Transportation and Development (DOTD), as well as all of our member jurisdictions. In advance of this amendment, APMPO coordinated with DOTD and alerted project sponsors to necessary project changes. APMPO worked closely with representatives of our planning partners and member jurisdictions to review particular projects. APMPO staff also engaged with the Transportation Policy Committee and Technical Advisory Committee on this amendment.

Public Comments

A minimum 14-day public comment period is planned December 5 - December 19, 2025.

MTP Consistency

Federal regulations require projects in the TIP must be listed in or otherwise demonstrated as consistent with the Metropolitan Transportation Plan (MTP). After accounting for the proposed changes, the TIP is consistent with the APMPO's MTP 2045.



2023 - 2026
TRANSPORTATION IMPROVEMENT PROGRAM
Amendment No. 7



Transit Element as Proposed by Amendment No. 7

TRANSIT ELEMENT								
TRANSPORTATION IMPROVEMENT PROGRAM								
Alexandria/Pineville Metropolitan Area								
Code	Description	Match Type	Section	Total Amount	Federal Share	Local Share	Fed Agency	Local Sponsor
FFY 2022 - 2023								
30.09.00	Operating Assistance	50/50	5307 Operating	\$2,948,340	\$1,474,170	\$1,474,170	FTA	ATRANS
11.32.10	Replace (Six) Bus Stop Shelters	80/20	5307 Capital	\$133,240	\$106,592	\$26,648	FTA	ATRANS
11.7A.00	Preventive Maintenance	50/50	5307 Operating	\$80,000	\$40,000	\$40,000	FTA	ATRANS
11.42.06	Acquire Shop Equipment	80/20	5307 Capital	\$385,000	\$308,000	\$77,000	FTA	ATRANS
11.30.01	1% Security Capital Bus	50/50	5307 Operating	\$30,000	\$15,000	\$15,000	FTA	ATRANS
11.62.03	Upgrade Radios	80/20	5307 Capital	\$30,000	\$24,000	\$6,000	FTA	ATRANS
Sub-Total				\$3,606,580	\$1,967,762	\$1,638,818		
FFY 2023 - 2024								
30.09.00	Operating Assistance	50/50	5307 Operating	\$2,683,752	\$1,341,876	\$1,341,876	FTA	ATRANS
11.32.10	Replace (Six) Bus Stop Shelters	80/20	5307 Capital	\$191,750	\$153,400	\$38,350	FTA	ATRANS
11.7A.00	Preventive Maintenance	50/50	5307 Operating	\$50,000	\$25,000	\$25,000	FTA	ATRANS
11.30.01	1% Security Capital Bus	50/50	5307 Operating	\$30,000	\$15,000	\$15,000	FTA	ATRANS
Sub-Total				\$2,955,502	\$1,535,276	\$1,420,226		
FFY 2024 - 2025								
30.09.00	Operating Assistance	50/50	5307 Operating	\$2,788,054	\$1,394,027	\$1,394,027	FTA	ATRANS
11.7A.00	Preventive Maintenance	80/20	5307 Capital	\$100,000	\$80,000	\$20,000	FTA	ATRANS
11.42.11	Acquire Support Vehicles	100/0	ARP 5307 Capital	\$161,995	\$161,995	\$0	FTA	ATRANS
11.30.01	1% Security Capital Bus	50/50	5307 Operating	\$30,000	\$15,000	\$15,000	FTA	ATRANS
11.12.15	Replace (two) Minivans	85/15	5307 Capital	\$176,850	\$150,323	\$26,528	FTA	ATRANS
ICAM	Consolidated Transit Vehicle Inspection & Training Center	80/20	ICAM	\$480,000	\$384,000	\$96,000	FTA	RAPC
Sub-Total [FTA 5307 + ICAM]				\$3,736,899	\$2,185,345	\$1,551,555		
FTA 5307 ONLY				\$3,256,899	\$1,801,345	\$1,455,555		
FFY 2025 - 2026								
30.09.00	Operating Assistance	50/50	5307 Operating	\$2,860,744	\$1,430,372	\$1,430,372	FTA	ATRANS
11.30.01	1% Security Capital Bus	50/50	5307 Operating	\$30,000	\$15,000	\$15,000	FTA	ATRANS
11.62.03	Upgrade Radios	80/20	5307 Capital	\$30,000	\$24,000	\$6,000	FTA	ATRANS
11.7A.00	Preventive Maintenance	80/20	5307 Capital	\$119,216	\$95,373	\$23,843	FTA	ATRANS
Sub-Total				\$3,039,960	\$1,564,745	\$1,475,215		
FFY 2023 - 2026 [FTA 5307 Grand Total]				\$12,858,941	\$6,869,127	\$5,989,814		
FFY 2023 - 2026 [FTA ICAM Grand Total]				\$480,000	\$384,000	\$96,000		
FFY 2023 - 2026 [Grand Total]				\$13,338,941	\$7,253,127	\$6,085,814		

PROPOSED CHANGE UNDER AMENDMENT 7



2023 - 2026
TRANSPORTATION IMPROVEMENT PROGRAM
 Amendment No. 7



Highway Element as Proposed by Amendment No. 7 - DOTD (Non-STP50-200K)

FY 2022 - 2023		FY 2023 - 2024		FY 2024 - 2025		FY 2025 - 2026	
Total Cost	Funding	Total Cost	Funding	Total Cost	Funding	Total Cost	Funding
\$866,000	H.011194 HSIPEN / HSIP-RRU	\$3,458,000	H.015314 STGEN	\$395,000	H.012641 STPFLX	\$710,000	H.015124 FBORGF
	Pineville Elementary Sidewalks Sidewalks, Signing & Stripping		LA 1: Rapides Station - I-49 Bridge Patch, Mill & Overlay (C)		US 165: Red River MB Ped Gates (Jackson St) Structural, Mechanical, Electrical		Libuse Offrff Rd Over Flagon Bayou Bridge Replacement (E+C)
\$100,000	H.014521 RAPC Travel Demand Management (F)	\$1,565,000	H.014067 FIH / LOCAL	\$4,200,000	H.012641 STPFLX / HSIPEN	\$125,000	H.009194 RAI-HE
	LA 623: US 165 to Camp Livingston Rd. Asphalt Surface Treatment		Valentine Lake Road Patching & Overlay		District 08 Flashing Yellow Arrow Part 2 Traffic Signal Upgrades (C)		Parque Rd, US 165 NINGS (Rapides) Upgrade Signs & Remove 2 Crossings (C)
\$204,000	STPFLX			\$700,000	H.007538 NHPP	\$1,000,000	H.011565 NHPP
					US 165: Intersection Improvements Add & Improve Turning Lanes		I-49: Pavement Marking Repl. VIII Pavement Striping, Pavement Markers (C)
				\$2,041,000	H.015272 NHPP / TAP50-200K	\$7,740,000	H.015859 NHPP
					LA 498: England Air Park to LA 1 Gateway Sidewalks & Landscaping (C)		I 49: N of LA 498 to LA 1200 Patch, Mill & Overlay (Mainline/Shoulder/Ramp) (C)
				\$1,000,000	H.015768 NHPP	\$2,470,000	
					US 165: 260' N of Lowes Dr - Frontage Rd. PCC Patching, Patching, Milling, Overlay (C)		LA 1208-1 Sidewalk Improvements Sidewalk Reconstruction
				\$2,188,000	H.011504 NHPP		
					Alexandria ITS Phase II: Installing Bridge Advisories, CCTVs, DMSS (F+E+C)		

JOINT CERTIFICATION


Joint Certification of the Metropolitan Planning Process for the Alexandria-Pineville Urbanized Area.

The State of Louisiana and the Alexandria-Pineville Metropolitan Planning Organization within the Rapides Area Planning Commission (RAPC) hereby certify that the transportation planning process addressing the major issues facing the Alexandria Urbanized Area and is being conducted in accordance with all applicable requirements of:

- (1) 23 U.S.C. 134 and 135, 49 U.S.C. 5303 and 5304, and this subpart;
- (2) Title VI of the Civil Rights Act of 1964, as amended (42 U.S.C. 2000d-1) and 49 CFR part 21;
- (3) 49 U.S.C. 5332, prohibiting discrimination on the basis of race, color, creed, national origin, sex, or age in employment or business opportunity;
- (4) Section 1101(b) of the FAST Act (Pub. L. 114-137) and 49 CFR part 26 regarding the involvement of disadvantaged business enterprises in USDOT funded projects;
- (5) 23 CFR part 230, regarding implementation of an equal employment opportunity program on Federal and Federal-aid highway construction contracts;
- (6) The provisions of the Americans with Disabilities Act of 1990 (42 U.S.C. 12101 et seq.) and 49 CFR parts 27, 37, and 38;
- (7) In States containing non attainment and maintenance areas, sections 174 and 176 (c) and (d) of the Clean Air Act, as amended (42 U.S.C. 7504, 7506 (c) and (d)) and 40 CFR part 93;
- (8) Older Americans Act, as amended (42 U.S.C. 6101), prohibiting discrimination on the basis of age in programs or activities receiving Federal financial assistance;
- (9) 23 U.S.C. 324, regarding the prohibition of discrimination based on gender; and
- (10) Section 504 of the Rehabilitation Act of 1973 (29 U.S.C. 794) and 49 CFR part 27 regarding discrimination against individuals with disabilities.


Dr. Shawn Wilson, Secretary
LA Dept. of Transportation & Development

10/1/2022
Date


Gerber Porter (Councilman - City of Alexandria)
Chairman, Transportation Policy Committee for the
Alexandria-Pineville Urbanized Area

Date

Appendix A | USDOT-FHWA Competitive Grant Projects Listing

Louisiana US DOT-FHWA IIJA Competitive Projects-Summary as of July 2025

Program Name	Award Year	US DOT Award Type	Delivery Phase Included	Amount Awarded	Total Project Cost	Non-State		Sponsor Name	Project #	Project Name	Project Description	Location/MPO Area
						Direct Recp.	TBD					
Reconnecting Communities Program (RCP)	FY 24	Planning	Planning	\$320,000.00	\$384,000.00		TBD	Rapides Area Planning Commission	TBD	Connecting Divided Communities in Central Louisiana Project	The Pathways to Unity: Connecting Divided Communities in Central Louisiana Project is a comprehensive planning and engineering study aimed at improving mobility in Alexandria, Louisiana, a disadvantaged community facing persistent poverty and divided by the U.S. Highway 71/MacArthur Drive corridor, Interstate Highway 49, and the abandoned Missouri Pacific Railroad. The study will explore alternatives for overcoming historical and current transportation barriers through enhanced pedestrian, bicycle, and transit connections. The Project will identify a list of prioritized capital projects, operational improvements, and provide planning-level designs and cost estimates to inform local, regional, and state project programming	Alexandria
Safe Streets and Roads for All (SS4A)	FY 23	Planning	Planning	\$1,480,000.00	\$1,850,000.00		yes	Rapides Area Planning Commission	TBD	Vulnerable Road Users Safety Improvement Plan (RAPC)	This award will be used by the Rapides Area Planning Commission (RAPC) to update its Local Road Safety Plan to meet SS4A Action Plan requirements; develop comprehensive safety action plans for 5 rural cities within the RAPC planning area; create an ADA Transition Plan for the region; and collect data related to vulnerable road user activity at targeted locations with elevated crash-risk.	Alexandria

Alexandria-Pineville Metropolitan Planning Organization

% Rapides Area Planning Commission

803 Johnston Street, Alexandria, Louisiana 71301

Phone: (318) 487-5401 | Fax: (318) 487-5406

www.rapc.info